

# The Investigation of the Primary Corrosiveness of Crude Oils

Suresh Aluvihara<sup>1</sup>, Jagath K. Premachandra<sup>2,\*</sup>

<sup>1</sup>Department of Chemical and Process Engineering, University of Peradeniya, Peradeniya, Sri Lanka

<sup>2</sup>Department of Chemical and Process Engineering, University of Moratuwa, Katubedda, Sri Lanka

## Email address:

sureshaluvihare@gmail.com (S. Aluvihara), bajagathp@gmail.com (J. K. Premachandra)

\*Corresponding author

## To cite this article:

Suresh Aluvihara, Jagath K. Premachandra. The Investigation of the Primary Corrosiveness of Crude Oils. *Modern Chemistry*.

Vol. 7, No. 1, 2019, pp. 10-17. doi: 10.11648/j.mc.20190701.13

**Received:** December 18, 2018; **Accepted:** March 11, 2019; **Published:** March 25, 2019

---

**Abstract:** Crude oil is a mixture of hydrocarbons with some kinds of trace compounds including corrosive causing compounds. Corrosion is a severe consequence regarding the industry of crude oil refining. The scope of this research was to investigate the contributions of corrosive properties of both Murban and Das Blend crude oils on the corrosion rates of seven different types of ferrous metals which are obligatory in the crude oil refining industry. The sulfur contents, Mercaptans contents, organic acid contents and salt contents of both crude oils were tested by following the standard methodologies and recommended instruments. The elemental composition of each metal coupon was tested by the XRF detector. A batch of similar sized metal coupons was prepared and those metal coupons were immersed separately in both crude oils in homogeneous way. After 15, 30 and 45 days from the immersion the corrosion rates of each type of metal were determined by the relative weight loss method with the aid of a microscopic analysis. The decayed ferrous and copper concentrations in crude oil samples were tested by the atomic absorption spectroscopy (AAS) and the variations of the initial hardness of such metal coupons due to the corrosion were tested as confirmation stages of the formation of the corrosion. There were found some relatively lower corrosion rates from stainless steels with respect to both crude oils among other metals, higher corrosive impact from salts formations of FeS, Fe<sub>2</sub>O<sub>3</sub> and some different trace compounds, higher ferrous and copper concentrations in some of crude oil samples and slight reductions of the initial hardness of most of metal coupons due to the corrosion as the foremost results of the existing research.

**Keywords:** Crude Oils, Corrosive Properties, Ferrous Metals, Weight Loss, Decay, Corrosion Rates

---

## 1. Introduction

Crude oil is a predominantly occurred as a mixture of hydrocarbons since having some trace chemical compounds that gives various behaviors to the relevant crude oils including the corrosive behaviors. The corrosive phenomenon is usually found regarding several industries which are having some vast applications in ferrous metals. Crude oil refining industry is a foremost industry that considered the corrosive matters as an adverse effect for most of devices such as storage tanks, distillation columns, transportation tubes and heat exchangers [1-5]. In terms of material engineering the corrosion can be defined as the formations of metal oxides, sulfides or hydroxides on the

metal surface and also a process of either chemical or electrochemical as a result of the interaction between the metal and surrounding environment in other words [1-12]. Basically regarding the metals this would be an oxidation process and it shows quite various appearances due to the formation conditions such as galvanic corrosion, pitting corrosion and stress corrosion. The metal need to expose any environment which is containing both water and oxygen or some oxidation agent that stronger than Fe<sup>2+</sup> also these processes are braced by the salts and organic acids presence in the medium. The corrosion process and the relevant features may be varied with the nature of the oxidizing agent and environmental conditions. Some important investigations about the effect of such corrosive compounds on the on the corrosion rates of different types of metals and their changes

regarding some important properties have been done in vast ranges of researches [1-18]. The investigation of the stability and efficacy of stainless steels against the corrosive environment when comparing with other ferrous metals, the contributions of the selected corrosive properties of crude oils on the corrosion rates of different ferrous metals, the qualitative analysis of the usually forming corrosion compounds on the metal surfaces due to the effects of crude oils and the variations of some important surface properties of metals such as the hardness were the prime outlooks of the

current research.

## 2. Materials and Methodology

### 2.1. Materials

There were selected seven different types of ferrous metals which are having pivotal applications in the process of crude oil refining by recovering various tasks as given in the Table 1.

**Table 1.** Selected metals and their applications in the crude oil refining.

Metal No.	Metal	Applications
1	Carbon Steel (High)	Transportation tubes
2	Carbon Steel (Medium)	Transportation tubes
3	Carbon Steel (Mild Steel)	Heat exchanges
4	410-MN: 1.8 420-MN: 2.8 (Stainless Steel)	Crude distillation unit
5	410-MN: 1.7 420-MN: 1.7 (Stainless Steel)	Crude distillation unit
6	321-MN: 1.4 304-MN: 1.9 (Stainless Steel)	Crude distillation unit
7	Monel 400	Heat exchangers

There were selected two different types of crude oils by considering the applicability of crude oil refineries namely as Murban and Das Blend are two different types of crude oils since Das Blend is known as a “sour” crude oil. Because it has high sulfur content and Murban is known as a prevalent crude oil [2, 9]. There can be found some vast range of applications of such crude oils in the crude oil refineries and interactions with most of various ferrous metals while the essential processes and equipments.

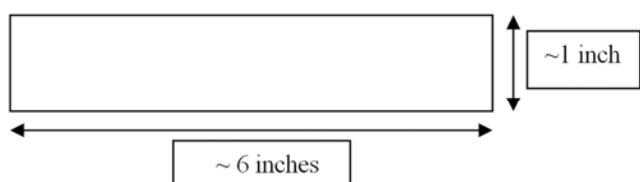
### 2.2. Methodology

The chemical compositions of stainless steels, carbon steels and Monel were tested by the XRF detractor.

**Table 2.** Standard test methods for the analysis of corrosive properties of crude oils.

Property	Method	Readings
Sulfur content	Directly used to the XRF analyzer.	Direct reading
Acidity	Each sample was dissolved in a mixture of toluene and isopropyl and titrated with potassium hydroxide.	End point
Mercaptans content	Each sample was dissolved in sodium acetate and titrated with silver nitrate.	End point
Salt content	Each sample was dissolved in organic solvent and exposed to the cell of analyzer.	Direct reading

A set of similar sized metal coupons was prepared in equal dimensions from seven different types of metals as six metal coupons from each type of metal as shown in the Figure 1.

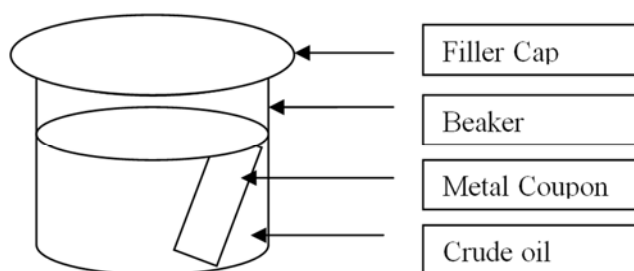


**Figure 1.** Shape of prepared metal coupons.

The prepared metal coupons were dipped separately in both Murban and Das Blend crude oils according to the metal type as three homogeneous metal coupons in one crude oil container as shown in the Figure 2.

According to the working principles of XRF detector there were given the readings for most of composite elements including all of metallic elements, a few of non metals excluding carbon as a percentage.

According to the literature review there were selected some specific corrosive properties of both Murban and Das Blend crude oils to investigate the impact of such properties on the corrosion rates of above named metals. Therefore, the elemental sulfur contents, Mercaptans contents, acidities and salt contents of both Murban and Das Blend crude oils were tested by well defined standard methods and instruments as given in the description in Table 2.



**Figure 2.** Metal coupons and the set up of samples.

After 15 days from the dipping one metal coupon was taken out from each crude oil container and the corrosion rates of those metal coupons were determined by the relatively weight loss method as explained the mathematical expression and terms below [9, 10].

$$CR = W * k / (D * A * t) \quad (1)$$

Where;

W = weight loss of metal coupon in grams

k = constant of the corrosion (22,300)

D = density of the metal in g/cm<sup>3</sup>

A = total surface area of metal piece (inch<sup>2</sup>)

t = remaining/ immersion time (days)

CR= Corrosion rate of metal piece

The corroded metal surfaces were observed under the 400X lens of a laboratory optical microscope and the corroded metal surfaces were cleaned by using sand papers and isooctane to determine the weight losses of such metal coupons. Then again the corrosion rates of remaining metal coupons were determined as two batches in order of after 30 and 45 days from the immersion by following the same methodology.

According to the qualitative analysis of the formed corrosion compounds on the surfaces of metal coupons the microscopic analysis stage was performed. In this stage the appearances of each metal coupon before the immersion in crude oils and the corroded surface of each metal coupon were observed by the 400X lens of a laboratory optical microscope and some specific appearances of such corrosion compounds were identified.

The decayed ferrous concentrations and decayed copper concentrations from interacted metal coupons were investigated in each crude oil sample because of the necessity of the clarification for the observed invisible weight loss of

some metal coupons during the determination of the corrosion rates by the weight loss method. According to the analysis of dissolved metals in crude oil samples there were analyzed the copper concentrations in crude oil samples which were interacted with Monel metal and the dissolved ferrous concentrations of crude oil samples which were interacted with stainless steels and carbon steels by the atomic absorption spectroscopy (AAS). In the sample preparation 1 ml of each crude oil sample was diluted with 9 ml of 2-propanol and filtered before sending to the suction of the instrument.

As a confirmation stage of the formation of the corrosion on the surface and based on the investigation of the surface property changes the variations of the initial hardness of metal coupons due to the corrosion were tested by the Vicker's hardness tester. According to the instructions regarding the Vicker's hardness tester the hardness of at least three points of each metal coupon were tested at once and the average numerical values were interpreted as the hardness. The initial hardness and the hardness after corroded of each metal coupon were the important measurements to determine the variation of the initial hardness.

### 3. Results and Discussion

According to the obtained results of the XRF detector the elemental chemical compositions of stainless steels, carbon steels and Monel metal have been given in the Table 3.

**Table 3.** Elemental compositions of ferrous metals.

Metal	Fe (%)	Ni (%)	Cr (%)	Cu (%)
Carbon Steel (High)	98.60	0.17	0.14	0.37
Carbon Steel (Medium)	99.36	-	-	-
Carbon Steel (Mild Steel)	99.46	-	<0.07	-
410-MN: 1.8 420-MN: 2.8 (Stainless Steel)	88.25	0.18	10.92	0.10
410-MN: 1.7 420-MN: 1.7 (Stainless Steel)	87.44	-	11.99	-
321-MN: 1.4 304-MN: 1.9 (Stainless Steel)	72.47	8.65	17.14	-
Monel 400	1.40	64.36	<0.04	33.29

The above results emphasized relatively higher amounts of ferrous present in carbon steels, intermediate ferrous amounts present in stainless steels and trace amount of ferrous present in Monel metal since it was rich in copper and nickel. Usually stainless steels were composed with a trace or intermediate amounts of some other metals such as nickel and chromium that based on some advanced purposes which are given in the below [1, 3, 4, 5, 6, 17].

1. Enhancement of the stress and hardness

2. Reduce the tendency of the corrosion

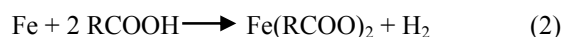
In the theoretical explanation the combination of both nickel and chromium able to create a self corrosive protection layer on the metal surface itself against the corrosive environment at certain composition typically at 12% of chromium with sufficient amount of nickel as well [1, 3, 4, 5].

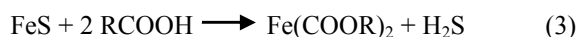
According to the experiments regarding the corrosive properties of both crude oils the obtained results for each property have been shortlisted in the Table 4.

**Table 4.** Corrosive properties of crude oils.

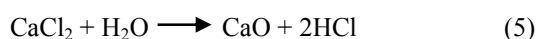
Property	Murban	Das Blend
Sulfur content (Wt. %)	0.758	1.135
Salt content (ptb)	4.4	3.6
Acidity (mg KOH/g)	0.01	0.02
Mercaptans content (ppm)	25	56

The obtained results for the acidities of both crude oils Das Blend crude oil was composed higher amount of organic acids than the Murban crude oil. According to the natural formation the crude oils may be composed with some organic acids also defined as "naphthenic acids" which is having a general formula of "RCOOH" also known as a corrosive property of crude oils [2, 9, 12, 15]. The general reactions of the causing of metallic corrosion due to the organic acids have been given in the below.

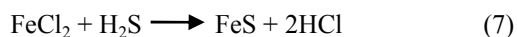
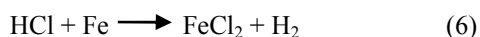




According to the obtained results for the salt contents in both crude oils Murban crude oil was composed relatively higher amount of salts than Das Blend crude oil. Especially with the natural occurrence crude oils may be consisted with  $\text{MgCl}_2$ ,  $\text{CaCl}_2$  and  $\text{NaCl}$  and the summation of such halides is known as the total salt content of such crude oil [2, 7]. When increasing the temperature of the system approximately  $100^\circ\text{C}$  these salts tend to be broken into  $\text{HCl}$  molecules according to the chemical reaction that given in the below.



Since these  $\text{HCl}$  molecules are not showing any corrosive property in the gas phase and these  $\text{HCl}$  molecules tend to be reacted with the moisture and water presence in the crude oils when the system is approaching to some lower temperatures and formed the hydrochloric acids and hydrogen sulfides a the results [2, 7, 11, 13]. These compounds are highly prone on the metallic corrosion.  $\text{FeS}$  is a dominant corrosion compound that formed under these processes as explained in the chemical reactions below.



According to the elemental sulfur contents and Mercaptans contents in both crude oils Das Blend was composed higher

amounts of both elemental sulfur and Mercaptans contents than the Murban crude oil. Crude oils may be usually consisted with elemental sulfur and active sulfur compounds such as Mercaptans, thiophenes, sulfoxides and hydrogen sulfides also most of them are corrosive compounds because of the presence of a fraction or an active functional group with these compounds such as the formula of Mercaptans is "RSH". The process of corrosion due to the active sulfur compounds is known as the "sulfidation" and the corrosion process due to the elemental sulfur is known as the "localized corrosion". These processes are highly depended on the temperature of the systems and the typical temperatures for the proper progress of "sulfidation" is about  $230^\circ\text{C}$  and approximately  $80^\circ\text{C}$  for the process of "localized corrosion" [2, 6, 8, 14, 18]. The general chemical reactions for the above processes have been given in the below.



By referring the compositions of corrosive properties of both crude oils it can be concluded that the Das Blend was ahead regarding the elemental sulfur content, Mercaptans content and organic acids content also behind according to the salt content when comparing with Murban crude oil.

The determined average corrosion rates of metal types with respect to both Murban and Das Blend crude oils have been interpreted in the Figure 3.

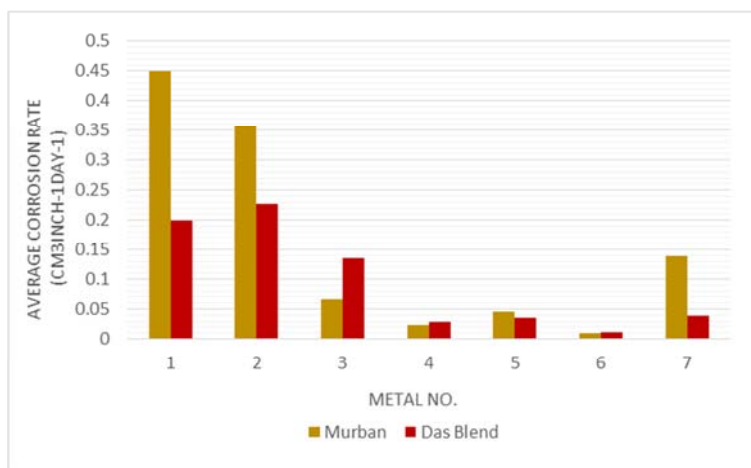


Figure 3. Average corrosion rates of metal coupons in both crude oils.

The above results showed the relatively higher corrosion rates from carbon steels in both crude oils, relatively lower corrosion rates from stainless steels in both crude oils and intermediate corrosion rates from Monel metal in both crude oils. 321-MN: 1.4 304-MN: 1.9 (Stainless Steel) showed the least corrosion rates among all other metals with respect to both Murban and Das Blend crude oils. When referring the chemical composition of 321-MN: 1.4 304-MN: 1.9 (Stainless Steel) mainly it was composed ~18% of chromium and ~8% of nickel. According to the theory behind the self

corrosive protection film of stainless steels when composed with 12% of chromium with sufficient amount of nickel the observed results provided good enough evidences to prove the theoretical concept well [1, 3, 4, 5, 6, 17]. When comparing the corrosion rates of other two types of stainless steel 410-MN: 1.7 420 - MN: 1.7 (Stainless Steel) showed higher corrosion rates in both crude oils since it was composed ~12% of chromium although lack of nickel and 410-MN: 1.8 420-MN: 2.8 (Stainless Steel) showed some kind of lower corrosion rates in both crude oils since it was

composed with ~11% of chromium and ~0.2% of nickel. Altogether these observations there can be concluded that the optimal performances of corrosive protection film can be expected at about the recommend compositions of both nickel and chromium [1, 3, 4, 5].

When comparing with the corrosion rates of metals with respect to each crude oil four types of metals showed their higher corrosion rates in Murban crude oils while other three types of metals were showing their higher corrosion rates in Das Blend crude oil since Das Blend crude oil was rich in trice sulfur, Mercaptans and organic acid contents except the salt content. However the “sulfidation” and “localized

corrosion” processes are extremely depended on the temperature conditions [2, 4, 8, 14]. The experiments were conducted under the room temperature. Therefore, it cannot be expected proper progress regarding the elemental sulfur and Mercaptans. According to the remaining results there can be concluded that the progress of salts in the cause of metallic corrosion is stronger than the progress of organic acids on the formation of metallic corrosion because Murban was rich in salts since Das Blend was rich in organic acids.

The variations of the corrosion rates of metal coupons with the exposure time against both Murban and Das Blend crude oils have been shown in order of Figure 4 and Figure 5.

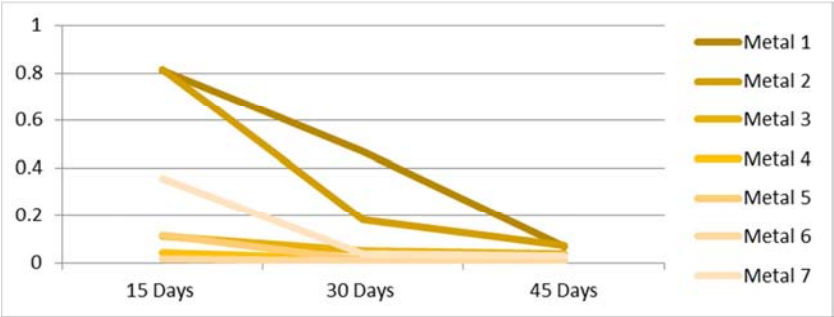


Figure 4. Deviations of the corrosion rates of metal coupons with the exposure time against the Murban crude oil.

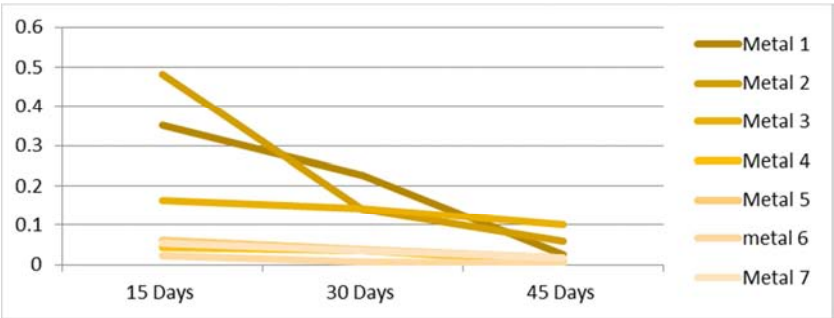



Figure 5. Deviations of the corrosion rates of metal coupons with the exposure time against the Das Blend crude oil.

The both distributions showed some similar sequence in the variations of the corrosion rates of metal coupons with the exposure time independently with the crude oils. The obtained results interpreted and proved the inversely proportional relationship between the corrosion rate and the


exposure time of the mathematical relationship of the weight loss method [9, 10].

The highlighted observations of the microscopic analysis have been shown in the Figure 6.



(a)





**Figure 6.** (a) Corroded surface of carbon steel (mild steel) in Murban and (b) corroded surface of 410-MN: 1.7 420- MN: 1.7 (stainless steel) in Murban.

The predominant observations have been shortlisted with the visible appearances in the below.

1. Black colored patches
2. Rusty colored patches
3. Some cracks and cavities
4. Cavities

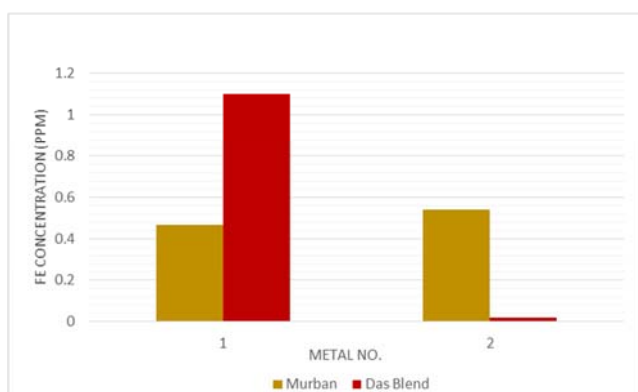
The identifications of such microscopic observations were based on the visible appearances foremost the color and surface deformations [1, 3, 4, 5, 16, 17]. Some important observations have been explained and suggested some results in the Table 5.

**Table 5.** Visible appearances of corrosion compounds.

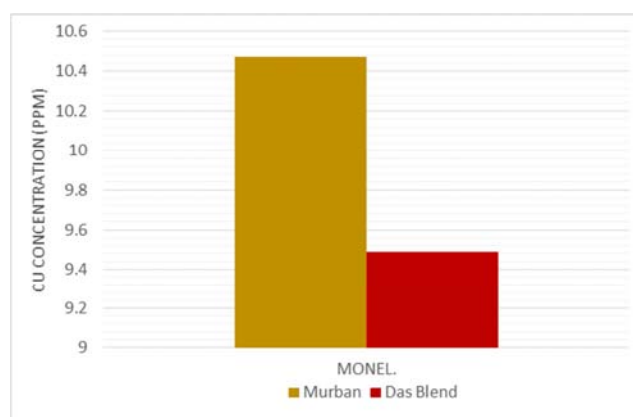
Compound	Appearances	Observations
FeS	Black, brownish black, property of powder, pitting, cracks	Observed most of features in each metal piece.
Fe <sub>2</sub> O <sub>3</sub>	Rusty color	Observed rarely.
CuS	Dark indigo/ dark blue	Unable to specify.

According to the above observations and references there can be concluded the formation of FeS as the corrosive compounds in most of metals, rarely formed the Fe<sub>2</sub>O<sub>3</sub>, formed corrosion cracks and pitting corrosion regarding most of stainless steels and the formation of CuS regarding the Monel metal although impossible to distinguish only having visible appearances and need some advanced compositional analysis of the corrosion compounds such as the X-ray diffraction (XRD) forever.

Based on the results of the atomic absorption spectroscopic (AAS) analysis results the decayed ferrous concentrations and decayed copper concentrations into crude oil samples from metal coupons have been interpreted in order of Figure 7 and Figure 8.



**Figure 7.** Ferrous concentrations in crude oil samples.

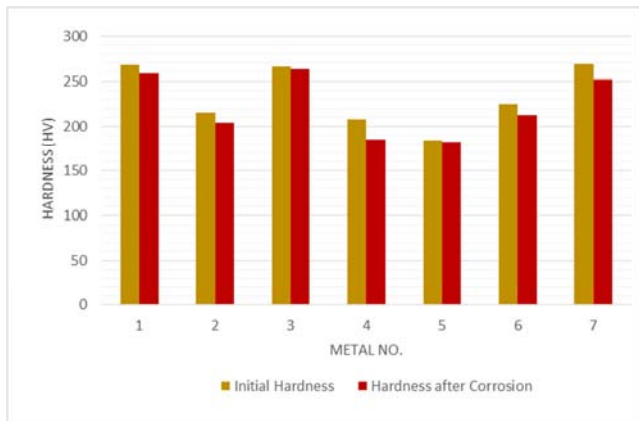


**Figure 8.** Copper concentrations in crude oil samples.

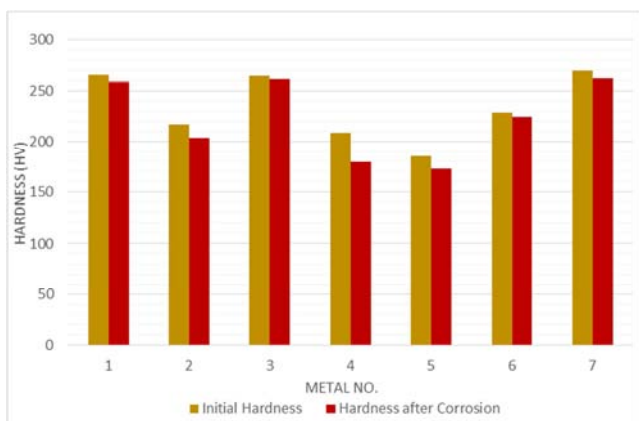
The decayed ferrous concentration chart showed only higher decayed concentrations from the carbon steel (high) and carbon steel (medium) since no any decayed concentration was found in any crude oil sample that exposed to carbon steel (mild steel) or any type of stainless steels while finding some significant decayed concentrations of copper from Monel metal into both Murban and Das Blend crude oils. According to the observed results for the decayed metal concentrations the observations of the invisible weight loss of metal coupons can be explained as after formations of the corrosion on the metal surfaces such newly formed metallic compounds tend to be removed from the remained metal surface due to the attractive and repulsive forces between successive electrons and protons [1, 3, 4, 5, 6].

Therefore, some amount of metals may be decayed and the metallic surface may be destructed when causing the metallic corrosion.

The variations of the initial hardness of metal coupons due to the corrosion in both Murban and Das Blend crude oils have been shown in order of Figure 9 and Figure 10.



**Figure 9.** Variations of the hardness of metal coupons against the Murban crude oil.



**Figure 10.** Variations of the hardness of metal coupons against the Das Blend crude oil.

Above results showed the deductions of the initial hardness of each metal coupon with respect to both Murban and Das Blend crude oils. After the formation of the metallic corrosion the corrosion compounds tend to be removed from the metallic surfaces due to the effect of repulsive and attractive forces in between successive electrons and the protons of contributed atoms while generating unstable conditions on the metal surfaces and also due to the origination of some kind of heterogeneous metal surfaces which is contaminated with such corrosion compounds [1, 3, 4, 5]. Therefore, it can be reached to a suggestion that the hardness deductions were happened due to the formations of the metallic corrosions on the surfaces of metal coupons.

## 4. Conclusion

The obtained results showed the relatively lower

corrosion rates form trice of stainless steels while carbon steels and Monel were showing relatively higher corrosion rates related to both Murban and Das Blend crude oils. The least corrosion rates were observed form 321-MN: 1.4 304 - MN: 1.9 (Stainless Steel) with respect to both Murban and Das Blend crude oils. According to the microscopic analysis ineptively observed the formation of FeS in most of metals and corrosion cracks and pitting corrosion simultaneous to the typical corrosion peculiarly in case of the stainless steels. Some higher ferrous concentrations were observed in crude oil samples which were exposed to carbon steels and lack of any ferrous amount in crude oil samples which were exposed to stainless steels. In addition some significant copper concentrations were observed from crude oil samples which were exposed to the Monel metal also found moderate corrosion rates. Finally a slight reduction of the initial hardness was found in each metal coupon after the formation of the corrosive compounds on the metal surface itself.

## Acknowledgements

The great assistance and contributions of the supervisor, technical support of the technical officers from the facilitated institutions and everybody those who has obligated us in any way will be admired by the author.

## References

- [1] O. P. Khana, *Materials Science and Metallurgy*, New Delhi: Dhanpet Rai and Sons publication, 2009.
- [2] T. A. Alsahhaf, A. Elkilani and M. A. Fahim, *Fundamentals of Petroleum Refining*, Amsterdam: Radarweg Press, 2010.
- [3] W. D. Calister, *An Introduction of Materials Science and Engineering*, NewYork: John Wiley and Sons, Inc, 2003.
- [4] M. E. Davis and R. J. Davis, Eds., *Fundamentals of Chemical Reaction Engineering*, New York: McGraw-Hill, 2003.
- [5] R. Singh, *Introduction to Basic Manufacturing Process and Engineering Workshop*, New Delhi: New Age International Publication, 2006.
- [6] W. Bolton, Eds., *Engineering Materials Technology*, London: B. H Newnes Limited, 1994.
- [7] H. A. Ajimotokan, A. Y. Badmos and E. O. Emmanuel, "Corrosion in Petroleum Pipelines," *New York Science Journal*, vol. 2, no. 5, pp. 36-40, 2009.
- [8] J. G. Speight, Eds., *The Chemistry and Technology of Petroleum*, New York: Marcel Dekker, 1999.
- [9] G. A. Afaf, "Corrosion Treatment of High TAN Crude," PhD. Thesis, University of Khartoum, Khartoum, Sudan, 2007.
- [10] G. C. Okpokwasili and K. O. Oparaodu, "Comparison of Percentage Weight Loss and Corrosion Rate Trends in Different Metal Coupons from two Soil Environments," *International Journal of Environmental Bioremediation & Biodegradation*, vol. 2, no. 5, pp. 243-249, 2014.

- [11] A. D. Usman and L. N. Okoro, "Mild Steel Corrosion in Different Oil Types," *International Journal of Scientific Research and Innovative Technology*, vol. 2, no. 2, Feb., pp. 9-13, 2015.
- [12] I. M. Ahmed, M. M. Elnour and M. T. Ibrahim, "Study the Effects of Naphthenic Acid in Crude Oil Equipment Corrosion," *Journal of Applied and Industrial Sciences*, vol. 2, no. 6, Dec., pp. 255-260, 2014.
- [13] G. W. Luther and D. Rickard, "Chemistry of Iron Sulfides," *Chemical Reviews*, vol. 107, no. 2, pp. 514-562, 2007.
- [14] H. Fang, S. Nesic and D. Young, "Corrosion of Mild Steel in the Presence of Elemental Sulfur," presented at International Corrosion Conference and Expo, 2008.
- [15] G. M. Bota, S. Nesic, D. Qu and H. A. Wolf, "Naphthenic Acid Corrosion of Mild Steel in the Presence of Sulfide Scales Formed in Crude Oil Fractions at High Temperature," presented at International Corrosion Conference and Expo, 2010.
- [16] M. Muller, "Theoretical Considerations on Corrosion Fatigue Crack Initiation," *Metallurgical Transactions*, Vol. 13, pp. 649-655, 1982.
- [17] W. F. Smith, and J. Hashemi, *Foundations of Material Science and Engineering*, 4<sup>th</sup> Ed. New York: McGraw-Hill, 2006.
- [18] N. S. Hassan, "The Effect of Different Operating Parameters on the Corrosion Rate of Carbon Steel in Petroleum Fractions," *Engineering and Technology Journal*, Vol. 31A, pp. 1182- 1193, 2013.