

Comparative Studies on Solubility and Thermo Dynamics Properties of Natural Rubber Filled with CB/CPKS and CB/APKS Fillers

Malomo Dosu^{1,*}, Olasupo Abdulhakeem Dapo¹, Odidi Donald Okpo²,
Adewuyi Sulaiman Olalekan¹, Egharevba Owen², Ehis-Iyoha Esohe², Momoh Daud²,
Oseghale Faithful², Okpara Efe Godwin³, Okoh Kenneth, Sunday Felix Abimbade³

¹Department of Industrial Chemistry, Federal University Oye-Ekiti, Oye-Ekiti, Ekiti, Nigeria

²Rubber Research Institute of Nigeria, Benin, Nigeria

³Department of Chemistry, University of Benin, Benin City, Nigeria

Email address:

dosu.malomo@fuoye.edu.ng (M. Dosu)

*Corresponding author

To cite this article:

Malomo Dosu, Olasupo Abdulhakeem Dapo, Odidi Donald Okpo, Adewuyi Sulaiman Olalekan, Egharevba Owen, Ehis-Iyoha Esohe, Momoh Daud, Oseghale Faithful, Okpara Efe Godwin, Okoh Kenneth, Sunday Felix Abimbade. Comparative Studies on Solubility and Thermo Dynamics Properties of Natural Rubber Filled with CB/CPKS and CB/APKS Fillers. *International Journal of Materials Science and Applications*. Vol. 10, No. 3, 2021, pp. 46-54. doi: 10.11648/j.ijmsa.20211003.11

Received: November 19, 2020; Accepted: December 21, 2020; Published: May 14, 2021

Abstract: In this research, the comparative studies on solubility and thermodynamics properties of natural rubber vulcanizates filled with blends of activated palm kernel shell and carbonized palm kernel shell has been investigated. Palm Kernel Shell (PKS) was locally sourced, washed and sun dried to remove accompanying and moisture. The PKS was then pulverized to particle size, carbonized at 600°C for one hour (1hr) using Carbolite furnaces and chemically activated using 0.1M H₃PO₄ and 0.1M KOH solutions. The NR-filler loading concentrations of CB/APKS and CB/CPKS were compounded using two-roll mill. The solubility was done using three different solvents of water, kerosene and petrol respectively. The solubility results obtained for CB/APKS and CB/CPKS has no significance difference as the temperature varies when immersed in water. The solubility values observed for CB/APKS and CB/CPKS ranges from 1.06g to 1.19g and 1.03g to 1.19g across the samples respectively. This shows that since the filler is an organic substance, it has little or no affinity for water. In the case of kerosene and petrol, both are organics and the filler is an organic substance which follows the statement 'like-dissolves-like' as the temperature increases, the absorption of kerosene is lower than that of petrol. The results recorded for kerosene across the samples of CB/APKS and CB/CPKS ranges from 1.18g to 4.37g and 2.02g to 4.79g while the results for petrol ranges from 2.25g to 4.92g and 2.51g to 4.88g respectively. This may be due to the fact that petrol is volatile and flammable compared to kerosene. The results of the activation energy were a reflection of the solvent's permeability except for water which showed contrary results. The results of the activation energy obtained for the three solvents across CB/APKS and CB/CPKS were 5.55 KJ/mol for water, kerosene with 9.48 KJ/mol and petrol with 13.61 KJ/mol respectively. The results observed for water might be due to its nature as the universal solvent being entirely different from other solvents in terms of reactivity and anomalous property. This means polar solvents dissolve polar molecules while nonpolar solvents dissolve nonpolar molecules. This research shows that both CB/APKS and CB/CPKS possess great potential in rubber system.

Keywords: Solubility, Thermodynamics, Activation Energy, Filler, Carbonization and Chemical Activation

1. Introduction

Natural rubber exhibits the advantages of advanced

elasticity, high strength, great toughness and manufacturing versatility. A rubber band can be stretched to 9 or 10 times its original length before returning to its original condition as

soon as the outside pressure is released. Similarly, a block of rubber can also be compressed, and after the load is released the block will display its original shape and dimensions in a very short time. As to the extent to which it can be distorted, the rapidity of recovery and the degree to which it recovers to its original shape and dimensions, rubber is considered as unique material. Strength, toughness and elasticity are essential properties of rubber [1, 10]. The higher strength and greater toughness of rubber provides more powerful elastic qualities in some situations where most other elastic materials may fail. Due to these properties and its dependence, rubber shows excellent resistance towards cutting, tearing and abrasion. Furthermore, this combination of useful physical properties is well maintained over a wide range of temperature from low temperatures (-45°C) to relatively high temperatures (120°C) which covers the most commonly used range of climatic conditions. Also, rubber is relatively inert, resistant to the deteriorating effects arising from atmosphere and many chemicals. Therefore, it has a relatively long and useful life under a wide variety of conditions. Natural rubber when vulcanized possesses unique properties such as high tensile strength, comparatively low elongation, hardness and abrasion resistance which is useful in the manufacture of various products. The main use of natural rubber is in automobile tyres. They can also be used in houses, foot wears, battery boxes, balloons, toys and so many others [1, 10].

The use of natural fibres as reinforcements or filler in rubber systems has gained extra attention in recent years. Many studies have been carried out on the utilization of natural fillers such as sago, sisal, short silk fibre, oil palm, empty fruit bunch, rice husk ash, cornhub, jute fibre, rubber wood powders, hemp, kenaf and cellulosic fibres as reinforcement materials [21]. The presence of solvents in polymers upon blending may be assumed to be significant because most polymers after swelling in the solvent show reduction in their properties. The effects of these solvents are believed to be due to localized plasticization that allows the development of cracks at reduced stress [10]. Polymers for commercial applications should be chemically resistant and retain their mechanical integrity and dimensional stability on contacts with solvents [9]. Numerous literature sources have revealed excellent reports on the sorption processes as well as mechanical properties of elastomer/thermoplastic blends. Polymers swell if they interact with the solvents, and the degree of this interaction is determined by the degree of crosslink density. It has been reported that the degree of swelling can be measured or related to the thermodynamic properties of the system [11]. Considerable interest has been focused on the absorption and diffusion of organic solvents because their ability to permeate at different rate enhances the separation of component of their liquid mixture through polymeric membrane [7].

The physico-mechanical, solubility and thermodynamic studies of Natural Rubber – Neoprene Blends using variety of solvents has been studied. The results of swelling revealed that the blends with higher neoprene content showed better

resistance to petrol (PMS), kerosene (DPK) and hexane compared to blends with lower neoprene contents. The order of increasing permeability of the solvents regardless of sample composition was; kerosene > hexane > petrol. The results of the thermodynamic studies showed that the sensitivity of reaction towards temperature as higher mass uptake values of the blends were recorded as temperature was increased in the order 30°C , 50°C and 70°C . The activation energy of the swelling process was in reverse order of the permeability of the solvents. The solvent with the least permeability (petrol) had the highest activation energies in all the selected blends. [2] investigated the equilibrium sorption properties of palm kernel husk and N330 filled natural rubber vulcanizates as a function of filler volume fraction. The result obtained showed that there was a decrease in sorption with increasing filler loading which was attributed to the fact that each filler particle behaves as an obstacle to the diffusing molecules. As concentration of filler increases in the rubber matrix, more and more obstacles are created to the diffusing molecules which ultimately reduce the amount of penetrant solvent. The effect of groundnut shell filler carbonizing temperature on the mechanical properties of natural rubber composite was studied [3]. They found that the tensile strength, modulus, hardness and abrasion resistance increased with increasing filler loadings while, other properties such as compression set, flexural fatigue and elongation decreased with increasing filler loading. The percentage swelling in benzene, toluene and xylene were found to decrease with increased carbonization. [16] studied the physico - mechanical effects of surface-modified sorghum stalk powder on reinforced natural rubber, and found that fillers reduces the water absorption resistance which is in agreement with Ragumathen *et al.*, (2011). In this study, Carbonized PalmKernel Shells (CPKS) and Activated Palm Kernel Shells (APKS) were considered as reinforcing fillers in rubber. The CPKS and APKS were blended with Carbon Black (CB) and used as fillers in Natural Rubber (NR) compounding. The aim of this research is to study the solubility of CPKS and APKS filled NR vulcanizates in some common solvents as well as determine the rapidity of these processes using thermodynamic parameters

2. Materials and Methods

2.1. Materials

The equipment and apparatus used for this study include: weighing balance RS232, model WT2203GH, Saumya Two roll mill (DTRM-50) for compounding rubber, Saumya Compression moulding machine 50TONS (PID528) for vulcanization, Saumya Universal tensile machine (UTM192-2L) for testing tensile properties, Rex durometer (OS-2H) for testing hardness, Din abrasion tester (FE05000) for testing wear resistance, 250ml reagent bottle, Stop Watch: 31305 model, Carbolite furnace, model Cw 1100, Desiccator. Product number-Z553808, Oven, model DHG – 9101, Measuring cylinder: SPG1000 mL graduated, Thermometer.

Made in Nigeria.

The materials used are Natural rubber (Ribbed Smoke Sheet), Palm Kernel Shell, Carbon black, 2, 2-Dithiobis Benzothiazole (MBTS), 1, 2-Dihydro-2, 2, 4-trimethylquinoline (TMQ), zinc oxide, sulphur and stearic acid. The entire reagents are of analytical grades.

2.2. Preparation of Agricultural Waste-derived Fillers

2.2.1. Carbonization

Palm Kernel Shells (PKS) were obtained from Apomu, Osun State, Nigeria and washed to remove accompanying dirt, thereafter, sun dried for 2 days. The PKS was pulverized to particulate size, weighed and recorded. Carbonization was done using a modified method of Emmanuel *et al.*, 2017. The dried sample was then carbonized for 1 hour at 500-600°C using the muffle furnace. The sample was removed from the furnace and placed in a bowl containing water for quenching and cooling. Then, the shell was drained, dried, weighed and recorded.

2.2.2. Chemical Activation

The palm kernel shell/carbonized palm kernel shell (CPKS/PKS) particles were activated using a modified method of Emmanuel *et al.*, 2017. The sample was soaked in 0.1M H_3PO_4 for 24 hours. Palm kernel shell /carbonized palm kernel shell (PKS/CPKS) particles were dried in oven to obtain the initial mass recorded. The activated sample is then washed with distilled water and 0.1MKOH to neutralize the material being activated to pH 7 and finally sun dried for 2-3 hours followed by oven drying for 1-2 hours at about 170°C. The activated/carbonized palm kernel shell particle was weighed and recorded.

2.3. Formulation for Compounding

The formulation used for compounding in this research is presented in Tables 1 & 2, measurements were carried out using part per hundred of rubber (Pphr).

Table 1. Recipe for Carbon Black/APKS Filled NR Vulcanizates.

SAMPLE	A	B	C	D	E	F	G
NR	100	100	100	100	100	100	100
CB	30	25	20	15	10	5	0
APKS	0	5	10	15	20	25	30
ZnO	4.0	4.0	4.0	4.0	4.0	4.0	4.0
Sulphur	2.0	2.0	2.0	2.0	2.0	2.0	2.0
Stearic acid	1.5	1.5	1.5	1.5	1.5	1.5	1.5
MBTS	1.5	1.5	1.5	1.5	1.5	1.5	1.5
TMQ	2.0	2.0	2.0	2.0	2.0	2.0	2.0

NR = Natural Rubber; CB = Carbon black, APKS = Activated Palm Kernel Shell, MBTS = 2, 2-Dithiobisbenzothiazole, TMQ = 1, 2-Dihydro-2, 2, 4-trimethylquinoline

Table 2. Recipe for Carbon Black/CPKS Filled NR Vulcanizates.

SAMPLE	A	B	C	D	E	F
NR	100	100	100	100	100	100
CB	25	20	15	10	5	0
CPKS	0	5	10	15	20	25
ZnO	4.0	4.0	4.0	4.0	4.0	4.0
Sulphur	2.0	2.0	2.0	2.0	2.0	2.0
Stearic acid	1.5	1.5	1.5	1.5	1.5	1.5
MBTS	1.5	1.5	1.5	1.5	1.5	1.5
TMQ	2.0	2.0	2.0	2.0	2.0	2.0

NR = Natural Rubber; CB = Carbon black, CPKS = Carbonized Palm Kernel Shell
MBTS = Mercaptobenzothiazole disulphide, TMQ = 1, 2-Dihydro-2, 2, 4-trimethylquinoline

2.4. Compounding, Mastication and Mixing

The compounding of the polymer was carried out using the two-roll-mill (DTRM-150). The mastication of the rubber was carried out first where the rubber was milled continuously to make it more elastic and soft for easy incorporation of ingredients and shaping process. The speed of the two roll mill are at ratio of 1:1.25. and the nip-setting is at 0.055 – 0.008 inche at a temperature of 70°C and at a speed of 24rpm.

APKS and CPKS and vulcanizates properties has been reported [13, 14].

2.5. Tests

2.5.1. Swelling Test

This was done to know the extent of solvent penetration in the blends. The solvents used were water, kerosene and petrol. 1.0 g of each sample was weighed and immersed in 20 ml of water for 1, 2 and 3 hours respectively. The weight of the samples was taken after each time interval. The same procedure was used for kerosene and petrol. Results were obtained in triplicates for each sample per solvent used and the average value was taken and recorded [19, 20].

2.5.2. Sorption

All vulcanizates samples were immersed in water, kerosene and petrol at 35°C, 45°C and 55°C of temperatures for 1, 2, and 3 hours respectively and the mass uptake were taken and recorded. The percentage sorption was calculated using the relation [19].

2.5.3. Activation Energy of the Swelling Process

The activation energy is the minimum energy required for a reaction to proceed. In determining the activation energy of the swelling process, all samples for both CB/CPKS and CB/APKS were immersed in water, kerosene and petrol at

35°C, 45°C and 55°C and their mass uptake readings were taken. The natural logarithm of percentage sorption was plotted against the reciprocal of temperature for each samples and the slopes of the graphs were substituted into the Arrhenius relation; $K = Ae^{-E_a/RT}$ to determine the activation energy (E_a), where R is molar gas constant, 8.314KJ/mol [1].

Arrhenius relation, $K = Ae^{-E_a/RT}$

E_a = the activation energy,

R = the molar gas constant, 8.314 KJmol⁻¹

T = the thermodynamic temperature in Kelvin (k)

3. Results and Discussion

Table 3. Mass Uptakes for CB/APKS Blends at 35°C, 45°C and 55°C at Different Time Interval.

CB/APKS Blends		Temperature (35°C)			Temperature (45°C)			Temperature (55°C)		
		Time (hours)			Time (hours)			Time (hours)		
Solvent	Samples	1.0	2.0	3.0	1.0	2.0	3.0	1.0	2.0	3.0
Water	1	1.06	1.09	1.09	1.19	1.07	1.08	1.05	1.06	1.06
	2	1.07	1.08	1.08	1.07	1.08	1.08	1.08	1.08	1.08
	3	1.09	1.19	1.16	1.09	1.07	1.07	1.05	1.05	1.05
	4	1.07	1.09	1.09	1.08	1.09	1.09	1.07	1.07	1.07
	5	1.12	1.09	1.07	1.06	1.07	1.07	1.07	1.08	1.08
	6	1.15	1.10	1.12	1.08	1.08	1.08	1.06	1.08	1.08
	7	1.08	1.08	1.08	1.06	1.09	1.09	1.07	1.07	1.07
Kerosene	1	2.16	2.52	2.89	2.86	3.13	3.34	3.42	3.62	3.85
	2	2.17	2.61	3.01	2.76	3.29	3.78	3.63	3.88	4.24
	3	2.04	2.57	3.01	2.85	3.17	3.46	3.43	3.58	4.00
	4	2.14	2.40	2.75	2.94	3.26	3.56	3.47	3.77	4.05
	5	2.06	2.37	2.56	3.04	3.40	3.77	3.73	4.06	4.37
	6	1.81	2.29	2.64	2.75	3.03	3.36	3.18	3.34	3.52
	7	1.82	2.31	3.15	2.85	3.14	3.40	3.33	3.52	3.70
Petrol	1	2.26	3.53	4.76	4.39	4.27	4.21	3.95	3.83	3.71
	2	2.62	3.70	4.73	4.20	3.96	3.81	2.86	2.71	2.55
	3	2.37	3.51	4.56	4.00	3.86	3.72	3.04	2.83	2.61
	4	2.25	3.19	4.26	3.31	3.62	3.57	2.69	2.65	2.48
	5	2.54	3.53	4.53	3.18	2.88	2.77	2.66	2.57	2.49
	6	2.38	3.49	4.48	3.05	3.03	3.03	2.61	2.54	2.46
	7	2.78	3.88	4.92	3.36	3.14	2.94	2.35	2.34	2.26

Kerosene (DPK = Dual Purpose Kerosene)

Petrol (PMS = Premium Motor Spirit)

3.1. Discussion

Solubility is the maximum amount of a substance that will dissolve in a given amount of solvent at a specific temperature. Temperature is one of the factors that affect the solubility of both solids and gases. The results for mass uptakes of CB/APKS Blends at 35°C, 45°C and 55°C at different time intervals are presented on Table 3. The results obtained were carried out using three different solvents which are water, kerosene and petrol respectively. It was observed that majority of the blends of CB/APKS showed the same sorption pattern from 1 to 3 hours at 35°C, 45°C and 55°C respectively when immersed in water. The permeability of majority of the blends from sample 1 to 7 increased from 1 to 2 hours after which it either fell or remained stable after 3 hours of immersion. This trend was observed across samples 1 to 7. The sorption values of sample 1 at 35°C increased from 1.06g to 1.09g after 2 hours, after which it remained stable at 1.09g after 3 hours. At

45°C the sorption value decreased from 1.19g to 1.07g after 2 hours after which it increased to 1.08 after 3 hours. At 55°C the sorption values increased from 1.05g to 1.06g after 2 hours after which the stable value of 1.06g was observed after 3 hours. Sorption values of 1.08g and 1.07g were recorded for sample 7 at 35°C and 55°C with the time intervals respectively while an increase sorption values from 1.06g to 1.09g was observed for 45°C after 3 hours. It was also observed that majority of the samples tend have equilibrium sorption at 2 and 3 hours at 45°C and 55°C. This may be due to the permeability reaching its maximum and the blends no longer tolerating the absorption of water. After 3 hours, majority of the blends decreased as the temperature was increased, Figure 1. This was seen at sample 1 which decreased from 1.09g to 1.06g after 55°C rise. The same trend was observed for samples 3, 4 and 6 which decreased from 1.16g to 1.05g, 1.09g to 1.07g and 1.12g to 1.08g at 55°C respectively. A maximum sorption of 1.08g was recorded for sample 2, while an increase

of 1.07g to 1.08g for sample 5 was recorded and decrease of 1.08g to 1.07g for sample 7 at 55°C [3, 5, 14, 6, 8].

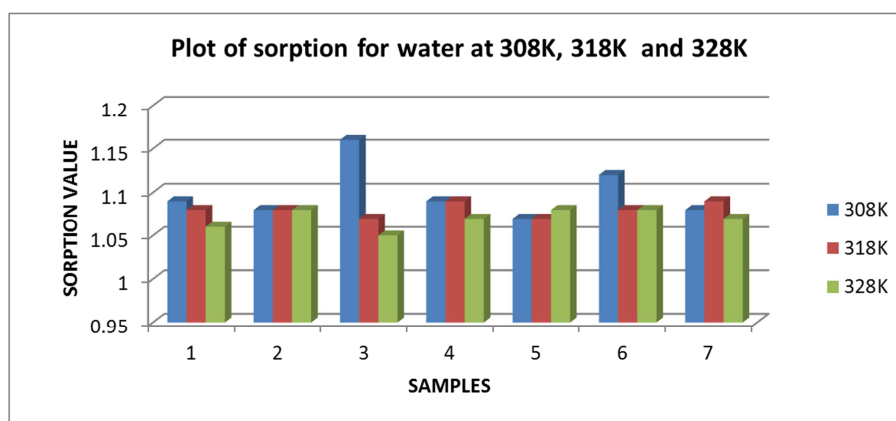


Figure 1. The graph of CB/APKS sorption for water after 3 hours at 35°C, 45°C and 55°C respectively.

For kerosene, the blends across sample 1-7 showed increase in permeability for the three temperature values of the experiment Table 3. It was observed that the sorption values increased as the time and the temperature were increased across the seven samples. Sample 1 at 35°C showed increase insorption value from 2.16g to 2.89g after 3 hours; 2.86g to 3.34g at 45°C after 3 hours and 3.42g to 3.85g at 55°C after 3 hours respectively, Figure 2. The same trend was observed across the other samples. This observation might be due to the nature of kerosene as a solvent having higher hydrocarbon content and greater compatibility, facilitating its ability to dissolve or penetrate the blends which are also having higher hydrocarbon content due to the presence of natural rubber. It could also be that the average kinetics energy of the solvent molecules was increased due to increase in temperature facilitating the solvent molecules to permeate the blends better [12, 19].

For petrol, an appreciable increase was observed from 1 to

3 hours at 35°C for all the seven samples Table 3 and Figure 3. The sorption of sample 2 increased from 2.62g to 4.73g after 3 hours; sample 3 from 2.37g to 4.56g after 3 hours. This trend was observed across the seven samples. This observation might also be due to the non- polar nature of petrol making it to penetrate the blends which are also essentially non-polar due to the organic components. However, at 45°C and 55°C the sorption decreased from 1 to 3 hours. The sorption of sample 1 at 45°C decreased from 4.39g to 4.21g after 3 hours and also decreased at 55°C from 3.95g to 3.71g after 3 hours. The sorption also decreases in sample 7 from 3.36g to 2.94g and 2.35g to 2.46g after 3 hours for 45°C and 55°C temperature rise respectively. On the other hand, the sorption values at 45°C and 55°C were slightly greater when compared with those of 35°C. This might be due to the effect of temperature on the permeability of the solvent arising from greater mobility of solvents or kinetic energy at elevated temperature [5, 6, 13, 14].

Table 4. Mass Uptakes for CB/CPKS Blends at 35°C, 45°C and 55°C at Different Time Interval.

CB/CPKS Blends		Temperature (35°C)			Temperature (45°C)			Temperature (55°C)		
Solvent	Samples	Time(hours)			Time(hours)			Time (hours)		
Water	A	1.07	1.08	1.08	1.07	1.09	1.09	1.07	1.06	1.06
	B	1.08	1.10	1.10	1.06	1.07	1.08	1.06	1.06	1.07
	C	1.10	1.08	1.08	1.06	1.06	1.06	1.06	1.06	1.06
	D	1.19	1.13	1.12	1.16	1.08	1.08	1.07	1.09	1.09
	E	1.16	1.15	1.03	1.07	1.16	1.16	1.07	1.05	1.05
	F	1.09	1.08	1.08	1.09	1.07	1.07	1.06	1.07	1.07
Kerosene	A	2.02	2.50	2.87	3.10	3.40	3.65	3.68	4.00	4.33
	B	2.30	2.91	3.49	3.46	3.80	4.09	4.20	4.62	4.24
	C	2.13	2.92	3.50	3.14	3.46	3.80	3.65	3.90	4.17
	D	2.22	2.82	3.18	3.43	3.79	4.13	3.68	4.30	4.50
	E	2.22	2.84	3.40	3.36	3.67	4.31	4.10	4.37	4.79
	F	2.21	2.75	3.20	3.16	3.44	3.74	3.78	3.98	4.12
Petrol	A	2.51	3.36	4.38	3.67	3.04	3.10	3.15	3.00	2.85
	B	2.59	3.86	4.68	3.89	3.67	3.51	3.59	3.42	2.93
	C	2.77	3.89	4.88	4.22	3.95	3.84	3.51	3.36	3.25
	D	2.76	3.54	4.63	4.58	3.14	3.31	3.10	3.01	2.95
	E	2.79	3.72	4.53	3.97	3.64	3.49	3.61	3.18	3.05
	F	2.66	3.74	4.85	4.24	3.27	3.07	3.23	3.10	3.03

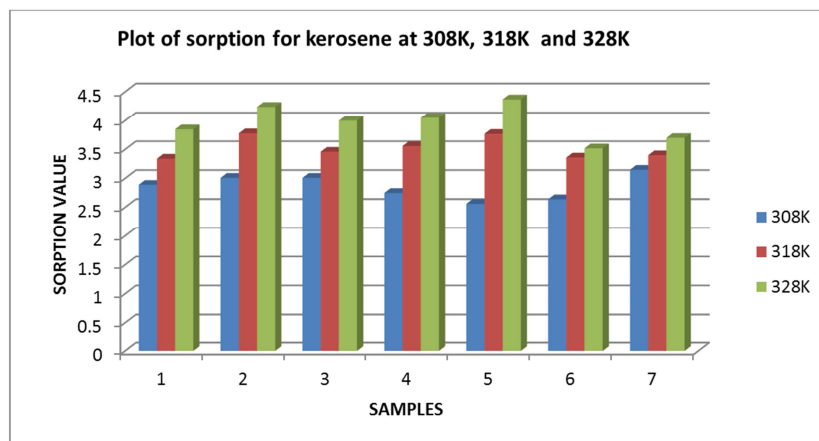


Figure 2. The graph of CB/APKS sorption for kerosene after 3 hours at 35°C, 45°C and 55°C respectively.

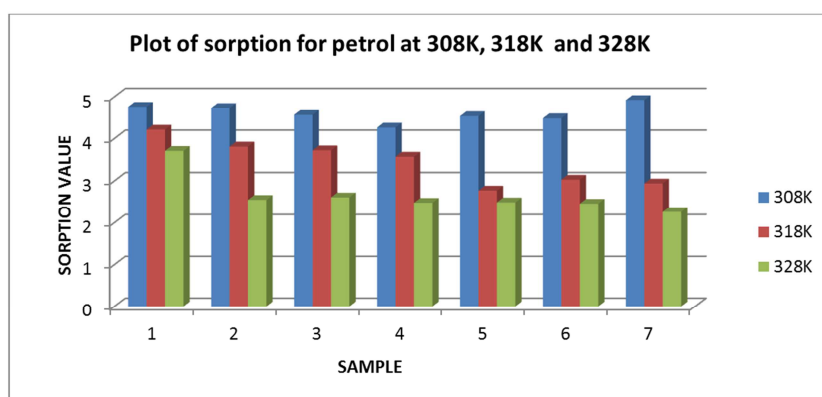


Figure 3. The graph of CB/APKS sorption for petrol after 3 hours at 35°C, 45°C and 55°C respectively.

The results for mass uptakes by CB/CPKS Blends at 35°C, 45°C and 55°C at different time intervals are presented on Table 4. The results obtained were also carried out using three different solvents, which are water, kerosene and petrol [15].

The sorption for majority of the blends immersed in water at 35°C tends to increase as the CPKS values and CB values increased and decreased respectively. The sorption as the CPKS content increased from sample A to D was found to increase from 1.07g to 1.19g. A decrease was only observed at higher CPKS composition and this might be due to the

lower content of CB in the blends suggesting that higher CB loading might possess better reinforcing and strength impacting properties than CPKS. However, the sorption values of most of the blends either decreased from 1 to 3 hours or remain stable after an observable increase or decrease. This might also be because the blends no longer have capacity for absorption of the solvent making the sorption to be at maximum. At 45°C and 55°C most blends across sample A to F showed a stable sorption values after 3 hours indicating the reduction in absorption capacity of the blends, Figure 4 (18, 19).

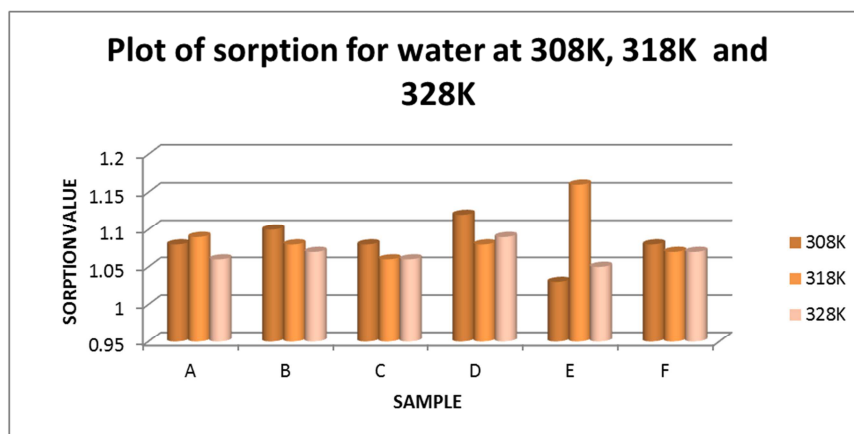


Figure 4. The graph of CB/CPKS sorption for water after 3 hours at 35°C, 45°C and 55°C respectively.

The sorption values across sample A to F increased from 1 to 3 hours when the samples were immersed in kerosene Table 4 and Figure 5 respectively. Sample A at 35°C increased from 2.02g to 2.87g after 3 hours; sample C from 2.30g to 3.49g after 3 hours; sample F from 2.21g to 3.20g

after 3 hours. The same trend was observed at 45°C and 55°C for most of the blends. This observation may be as a result of nonpolar solvents dissolving non polar molecules. Therefore, kerosene being a nonpolar solvent facilitates its penetrating power to penetrate the blends [17, 18].

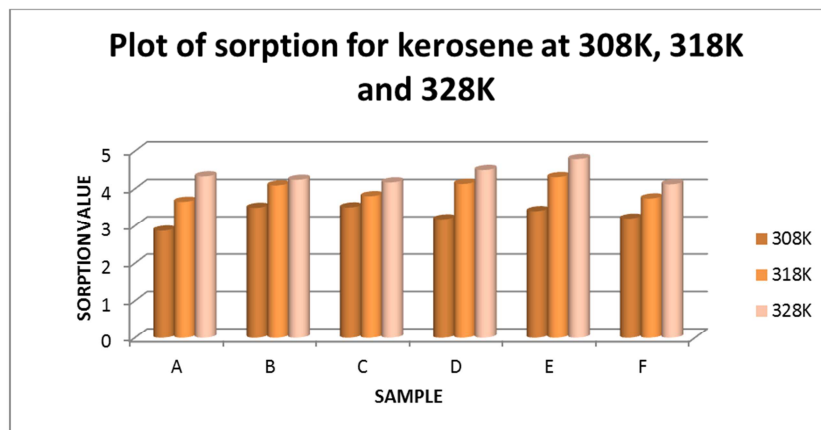


Figure 5. The graph of CB/CPKS sorption for kerosene after 3 hours at 35°C, 45°C and 55°C respectively.

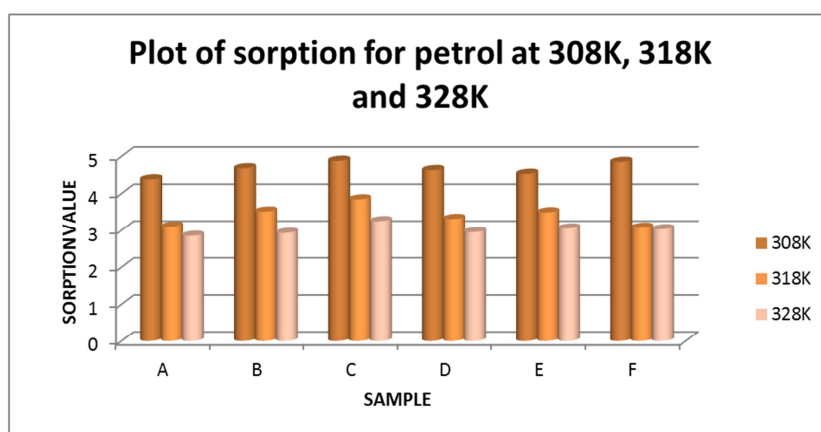


Figure 6. The graph of CB/CPKS sorption for petrol after 3 hours at 35°C, 45°C and 55°C respectively.

The sorption of the samples at 35°C when immersed in petrol showed an appreciable increase from 1 to 3 hours, Table 4 and Figure 6. This trend was observed for all the blends for example the sorption of sample A increased from 2.51g to 4.38g after 3 hours; sample D 2.79g to 4.53g after 3 hours; sample F 2.66g to 4.85g after 3 hours respectively. This observation may be as a result of non-polar solvents dissolving non-polar molecules. However, the sorption for most blends decreased from 1 to 3 hours at 45°C and 55°C. The sorption of sample A decreased from 3.67g to 3.10g at 45°C and 3.15g to 2.85g at 55°C after 3 hours; sample C from 4.22g to 3.84g at and 3.51g to 3.25g at 55°C after 3 hours; sample F 4.24g to 3.07g at 45°C and 3.23g to 3.03g at 55°C after 3 hours respectively. This observation could be due to the effect of temperature on the permeability of the solvent because at a given temperature the activation energy depends on the nature of the chemical transformation that takes place but not on the relative energy state of the reactants and products [8, 9].

Therefore, the solubility of CB/APKS had no significant difference as the temperature is varied. This shows that since the filler is an organic substance, it has little or no affinity for water with highest absorption of 1.16 g after 3 hours (sample 3). In the case of kerosene and petrol, both are organic solvents and the filler is an organic substance which follows the statement that 'like-dissolves-like'. As the temperature increases, the absorption of kerosene is lower than that of petrol. This is evident that petrol is more volatile and flammable compared to kerosene as both are non-polar solvents [1, 2, 5, 8, 18].

In the case of CB/CPKS, there is no significant solubility in water, but petrol was absorbed better than kerosene which, may be due to its volatility and flammability. Also, increase in temperature allows the filler particles to become more mobile due to increase in kinetic energy which make the solvent molecules to interact more with the filler particles as observed in petrol and kerosene. Therefore the low solubility of the fillers in the different solvents may be due to low

reaction surface of the filled vulcanizates using bio fillers used [15, 17, 18]. Also, the level of cross-link to filler dispersion, nature of solvent and type of fillers used are being considered [13, 5, 9].

Generally, petrol being a mixture of hydrocarbons with a lower molecular weight than Kerosene may be expected to diffuse faster and be accommodated in the rubber matrix with fewer hindrances. The decrease in sorption with increasing filler loading may arise from filler particles behaving as an obstacle to the diffusing molecule. As filler loading increase in rubber matrix, more and more obstacles are created to the diffusing molecule and thus reduce the amount of penetrated solvent. [1, 8, 10] explain why higher sorption values were obtained for low molecular weight hydrocarbons.

Table 5. Activation energy of water, kerosene and petrol for all samples of CB/CPKS after 3 hours.

CB/CPKS Samples	Solvents with the Activation Energy (KJ/mol)		
	Water	Kerosene	Petrol
A 25/0	11.96	23.99	25.06
B 20/5	14.83	43.22	26.83
C 15/10	11.96	9.88	22.63
D 10/15	11.97	19.68	25.83
E 5/20	21.24	18.99	22.59
F 025	5.55	14.53	26.61

Table 6. Activation energy of water, kerosene and petrol for all samples of CB/APKS after 3 hours.

CB/APKS Samples	Solvents with the Activation Energy (KJ/mol)		
	Water	Kerosene	Petrol
1 30/0	16.85	17.07	13.61
2 25/5	1.15×10^{-12}	19.86	36.51
3 20/10	48.36	16.65	32.99
4 15/15	10.44	23.10	32.83
5 10/20	5.55	32.02	35.86
6 5/25	16.86	17.86	36.11
7 0/30	5.55	9.48	47.18

3.2. Activation Energy

The activation energy being the minimum energy required for a chemical reaction to occur, connotes the lesser the activation energy the easier it is for the reactant particles to overcome the energy barrier and form product and vice versa. In this context, the permeability of the solvent is inversely proportional to the activation energy for most blends i.e the better the solvent permeates the blends, the lesser the activation energy and vice versa. For sample A-F, the solvent that the blends most was kerosene, followed by petrol and water. The results of the activation energy were a reflection of the solvent's permeability except for water which showed a different pattern. The results observed for water might be due to its polar nature solvent and wide differences in solubility parameters with the majority of the ingredients in the vulcanizates. The activation energy of sample A for kerosene, petrol and water were 23.99KJ/mol, 25.06KJ/mol and 11.96KJ/mol; Sample C; 9.88KJ/mol, 22.63KJ/mol and 11.96KJ/mol; Sample F; 14.53KJ/mol, 26.61KJ/mol and

5.55KJ/mol respectively, Table 5. The permeability in kerosene and petrol is as results nonpolar solvents to dissolve nonpolar molecules [1, 2, 4, 8, 10, 14, 18].

Similar explanation can be given for sample 1-7, Table 6. The activation energy for kerosene, petrol and water were 17.07KJ/mol, 13.61KJ/mol and 16.85KJ/mol for sample 1 respectively with petrol being the solvent that permeated the blend most for sample 1. The activation energy for kerosene, petrol and water for sample 4 were 23.10KJ/mol, 32.83KJ/mol and 10.44KJ/mol respectively with kerosene having highest activation energy. The results recorded for sample 7 were 9.48KJ/mol 47.18KJ/mol and 5.55KJ/mol for kerosene, petrol and water respectively. The same trend was observed for sample 5. The results of activation energy of both the CB/APKS and CB/CPKS may be due to the aggregation of carbon chain in the organic compounds as a results of the increase in the fillers which reduces ignition and bring about increase in modulus and tensile strength [4] which make the reactions in petrol and kerosene with samples variation difficult [1, 2, 4, 8, 10, 14, 18].

4. Conclusion

The solubility and thermodynamics studies of CB/APKS and CB/CPKS filled NRblends were investigated. The study showed that blend loading composition and the nature of the organic molecule played a significant role in determining the mass uptake. This shows that since the filler is an organic substance, it has little or no affinity for water. In the case of kerosene and petrol, both are organics and the filler is an organic substance which follows the statement 'like-dissolved-like'. As the temperature increases, the absorption of kerosene is lower than that of petrol. The results of the activation energy were a reflection of the solvent's permeability except for water which showed contrary results. The results observed for water might be due to its nature as the universal solvent being entirely different from other solvents in terms of reactivity and anomalous property. This means polar solvents dissolve polar molecules while nonpolar solvents dissolve nonpolar molecules. This research shows that both CB/APKS and CB/CPKS possess great potential in rubber science and technology.

References

- [1] Atkins, P. W. (1978). Physical Chemistry. 1st edition. Oxford University Press. Pp 864-865.
- [2] Akporhonor E. E, Egwaihidi P. A. and Okieimen F. E. (2007). Equilibrium Sorption Properties of Palm Kernel Husk and N330 Filled Natural Rubber Vulcanizate as a Function of Filler Volume Fraction, *Scientific research and essay*, 2 (5), 159-162.
- [3] Ayo M. D., Madufor I. C. and Ekebafé L. O. (2011). Effect of Groundnut Shell Filler Carbonizing Temperature on the Mechanical Properties of Natural Rubber Composite. *Pacific Journal of Science and Technology*, 21 (1), 55-58.

- [4] Ekebafé, L. O., Imanah, J. E. and Okieimen, F. E. (2010). Physico-mechanical properties of rubber seed shell carbon-filled natural rubber, Benin City, Nigeria. *Chemical Industry & Chemical Engineering Quarterly scientific journal*, 16 (2) 149–156.
- [5] Egwaikhide, P. A. Akporhonor, E. E. and Okieimen, F. E. (2007). Effect of coconut fibre filler on the cure characteristics physico–mechanical and swelling properties of natural rubber vulcanisates, University of Benin City, Nigeria. *International Journal of Physical Sciences Vol. 2 (2)*, 039-046.
- [6] Emmanuel O., Sangotayo, Itabiyi, Olukunle E., Adedeji, Kasali A., Adegoke, Tona, Elehinafe and Oluwatosin L. (2017). Characterization of Activated Carbon Produced from Agricultural Residue. *Journal of Scientific and Engineering Research*, 4 (6): 132-140.
- [7] Frollini A. E., Leao L. H. C. and Matt O. S. O. (2002). Natural Polymers and Agro-fibers Composite, San Carlos, Brazil, 1st edition, 1-6.
- [8] Gent N. and Lui G. L. (1991). Swelling and electrical properties of rubber vulcanizates loaded with paraffin wax. *Journal of Polymer Science Polymer Physics*, 29: 1313–1319.
- [9] Henry C. O., Okoro O. and Igwe I. O. (2009). Diffusion Characteristics of Toluene into Natural Rubber/LLDPE Blends, *International Journal of polymer science*, 20, 1-6.
- [10] Jeol R. F. (2005). Polymer Science and Technology, New Delhi: Prentice-Hall, Second edition, 359.
- [11] Iannace S. Ali, and Nicolaise L. E. (2001). Processing Conditions on Dimensions of Sisal Bers in Thermoplastic Biodegradable Composites, *Journal of Applied Polymer Science*, 79 (6), 1084-91.
- [12] Letcher, Trevor. (2007). Thermodynamics, solubility and environmental issues. 1st edition. *Amsterdam: Elsevierscience*.
- [13] Malomo D., Olasupo A. D., Adesigbin A. M., Egharevba O., Adewuyi S. O. Odubunmi J. O., Idemudia L., Abimbade S. F. and Ogunyemi E. K. (2020). Comparative Studies on the Physico-Mechanical Properties of Natural Rubber Filled with CB/CPKS and CB/APKS Vulcanizates, *J. Chem. Bio. Phy. Sci.* 10, 3; 211-226.
- [14] Malomo, D., Adesigbin, M. A., Egharevba, O., Bello, A., Adewuyi, S. O. and Idemudia, L. (2019). Physico-Mechanical, Solubility and Thermodynamic Studies of Natural Rubber – Neoprene Blends. *J. Chem Soc. Nigeria*, 44, 4, pp 718-725.
- [15] Ogbeifun, D. E., Iyasele, J. U. and Okieimen, F. E. (2010). Physico-mechanical Properties of natural rubber vulcanizates filled with carbonized agricultural residues, department of chemistry, University of Benin, Benin City, Nigeria. *Journal of naturalsciences, engineering and technology*, ISSN - 2277 –0593.
- [16] Yakubu M. K., Gumel M. S., Umar A. and Metelerkamp R. (2010). Physic -Mechanical Effects of Surface Modified Sorghum Stalk Powder On Reinforced Natural Rubber, *Journal of reinforced plastic and composites*, 29 (18), 50-63.
- [17] Yalkowsky, Samuel H. (1999). Solubility and solubilization in aqueous media, 1st edition. Washington D.C, *American chemical*.
- [18] Ragunathan S, Hanafi I and Kamarudin H. (2011). Mechanical properties, water absorption and swelling behaviour of Rice Husk powder filled PP/RHP using silane as coupling agnt, *Bioresources*, 6, 70-78.
- [19] Rania, M. M. (2011). Properties of rubber blends based on natural rubber loaded with Different fillers and cured by gamma radiation. Pp 17-18; 55.
- [20] Roslim, R; Amir, M. Y and Aguro, P. T. (2012). Natural latex form. 8: 15-27.
- [21] Satyanarayana K. G, Arizaga G. G. C. and Wypych F. (2009). Biodegradable Composites Based on LignocellulosicFibres: An Overview, *Progress in Polymer Science*, 34, 982-1.