

Effect of Pollution on Soil Quality of Regular Urban Waste Dumpsite in the Southeast Ethiopia

Sisay Taddese^{1,*}, Dinku Balcha²

¹Department of Soil Resource and Watershed Management, College of Agriculture and Environmental Science, Arsi University, Asella, Ethiopia

²Department of Natural Resource Management, College of Agriculture and Environmental Science, Arsi University, Asella, Ethiopia

Email address:

sisbel2005@gmail.com (Sisay Taddese), belsis@arsiun.edu.et (Sisay Taddese), sisay3taddese2005@yahoo.com (Sisay Taddese),

kagno2013@gmail.com (Dinku Balcha)

*Corresponding author

To cite this article:

Sisay Taddese, Dinku Balcha. Effect of Pollution on Soil Quality of Regular Urban Waste Dumpsite in the Southeast Ethiopia. *International Journal of Environmental Chemistry*. Vol. 6, No. 2, 2022, pp. 51-58. doi: 10.11648/j.ijec.20220602.13

Received: August 24, 2022; **Accepted:** September 20, 2022; **Published:** October 14, 2022

Abstract: Different settlers were producing diverse quantities of trashes which significantly shake the surroundings in direct and indirect way with their polluted nature over the soil property worsening. Consequently, this study was intended to investigate the public discarded materials impact on soil features in southeast Ethiopia. Prior to collecting soil samples, contact with the official and local communities as well as negotiations were done in instruction to obtain facts around the deteriorating scheme besides its influence. From a dry waste disposal site, a composite of soil sample would be taken from horizontal (0m or onsite, 20m or offsite), vertical (0-30cm, 30-60cm), and replication at a dry urban waste disposal sites. A silhouette depth was excavated on apiece sites plus tasters were composed of pits of 0-30cm as well as 30-60cm. Mechanical examination results has shown that all samples at different horizons entirely were nonsignificant in bulk density at the surface and subsurface of onsite and offsite and soil moisture at the offsite. Moreover, bulk density, cadmium and Nickel are excess in both onsite and offsite as well as at the surface and subsurface of onsite and offsite, respectively. As a summary, the analysis output indicated as urban removal takes a poisonousness outcome on the soil properties. Therefore, intensive caring for the polluted soils is necessary to regulator and inhibit the hazards from these soils. Also, the management was a requisite to destabilize the reason of leftover and handling the discarded using phytoremediation as well as bioremediation system.

Keywords: Solid Waste, Physicochemical Properties, Soil Quality

1. Introduction

Soils in urban areas often present characteristics that might submit these environments to erosion processes. Applying municipal solid waste compost to soils have been suggested as a means to improve physical and chemical properties. In most of the cases, the soil properties showed a high response after the municipal solid waste compost application to the soil [7]. The soil is the most important life support earth's ecosystem. The soil is important as a necessary anchorage for terrestrial plants apart from the fact that it is a source of important nutrients necessary for the growth and development of plants [20].

The municipal solid waste disposal has developed a spilling landfill since the unselective removal of rock-hard

leftover at the location. The relocation of vapor and leachate absent from the landfill limitations due to the current thoughtful ecological anxieties. The heavy metal substances in the flora were greater at the removal locations than regulator locations, whereas the attentions of lead and cadmium in the flora were greater at the removal site than the regulator correspondingly [19, 22].

In a developing countries, difficulties such as gross insufficient financial provision, below par organized and wholly understrength part, as the skilled ecologists were closely equivalent to the figures of employees and leftover gathering and removal were frequently done by hand, the directive was not compulsory. Earth from compacted leftover junkyard places in the town govern their conceivable use for farming [1, 24]. The study site had some serious

consequences in the deterioration of soil quality to reduce the health of the ecosystem owing to the dumping of compacted left-over disposal of the urban. Although, here remains a constraint in the investigation of the influence of municipal leftover discarding on soil excellence. Hence, the existent examination has been piloted with the instruction to inspect town leftover removal belongings off certain topsoil excellence pointers at exposed leftover discarding locations in Southeast Ethiopia.

2. Methods and Materials

2.1. Study Area Description

The study would be conducted in southeast Ethiopia. The annual rainfall ranges from 750-1200 meter above sea level with a mean daily maximum temperature being between 10°C -25°C. Study Ecological zone was a Kola with cool sub humid agro-ecological region. The life system and activities in the area include home waste removal from the settlement as well as manufacturing events which consequence in a continuous age group of trashes of dissimilar types. These trashes were discarded in nominated discarding places, although approximately were discarded extensively chief to ecological bother.

2.2. Study Area Selection and Research Design

For this study, different towns with their discarding capability in the southeast Ethiopia were purposively selected due to carelessly disposed of excess waste and environmental problem severity and careless practices undertaken in the last few years. Prior to collecting soil samples, contact with the official and local communities as well as negotiations were done in instruction to obtain facts around the deteriorating scheme besides its influence in the corridor. At that point, a scouting field investigation was carried out to have an overall perspective of the waste dumping system in the area. Composite samples were collected from urban solid waste dumping site through a random complete block design system with control.

2.3. Soil Sampling and Quality Analysis Method

Dry waste disposal sample collection would be taken from horizontal (0m or onsite, 20m or offsite), vertical (0-30cm, 30-60cm), and replication at a dry urban waste disposal sites. A silhouette depth was excavated on apiece sites plus tasters were composed of pits of 0-30cm as well as 30-60cm. This contains a 2*2*3=12 sample size. In lieu of apiece combination, soil tasters, dusts collected as of the 10 specimen topics remained carefully assorted thru an elastic sack. The well-assorted soil taster was deposited in zip-lock elastic sacks and located in a chiller to retain the tasters at a reasonable hotness.

Moreover, apiece bothered soil waste remained air-dried and filtered per stainless steel of 2-mm wire filter in the directive to eliminate gravels, roots, and great living remainders previously piloted evaluates for soil features. A

regulator place was situated indoors the neighborhood of apiece discarding place but absent from it.

Table 1. The standard value of trace metal contents of soil.

Parameter	Average conc. in soil mg/l	Reference
pH	6.5-8.5	[6]
BD	0.02-2.6gm/cm ³	[23]
SMC	4 -40%	[17, 9]
Co	10-15	[4]
Cd	0.01-2	[12]
Ni	15-30	[2]
Pb	15-30	[10]
Cr		

The physical properties of the soil were conducted based on the following standard laboratory procedures. The wetness contents inside in the earth was designed as the heaviness difference of arena and oven-dried soils divided by the weight of oven-dried soil multiplied by 100 [21]; Soil BD was strongminded via using the unbroken core specimen technique afterward dehydrating the soil tasters in an kiln at 105°C to unbroken masses [5]. Selected soil chemical properties such as pH, Pb, Co, Cr, Ni, and Cd were determined using the following standard procedures. Soil pH (H₂O) remained restrained using the glass electrode process [11]. Heavy metal concentrations (Pb, Cd, Cr, Ni, and Co) in the soil acid digests were measured using an atomic absorption spectrophotometer (Varian FSS-240). The consequences of the examination remained related to the values set in urban leftover (Management and Handling Rules) [13].

2.4. Data Analysis

The investigational information after apiece action might be exposed to analysis of variance and means were compared by test of least significant differences at the confidence level of $p < 0.05$. All information produced were scrutinized statistically by computing the mean and associating the mean worth with suitable values. The SAS software is used for mean comparison [18] and correlation analysis by Statistical Package for Social Sciences version 16.

3. Result

3.1. Physical Property Indicators

The soil bulk density and soil moisture content were 2.96, 13.67 and 3.13, 12.73 at onsite and offsite respectively. Similarly, the values of bulk density and moisture content were 2.82, 13.98 and 3.23, 12.42, respectively, at the surface and subsurface layer of the soil (table 2).

3.2. Chemical Property Indicators

Analysis result shows that the value of pH at on onsite is 4.73 while 4.27 at offsite. Similarly, 5.28 at the surface and 4.19 at the subsurface of the onsite while 4.43 and 4.12 at the surface and subsurface of the offsite. Moreover, the output of

fact that biodegradable waste enhances the capacity of the soil to hold water.

The investigation result shows that the average value of BD was a minimum of 2.72 and a maximum of 3.29 in the dumped and non-dumped the sampling depth and surface and subsurface of the onsite and offsite soil were found to be above the critical concentration of 0.02-2.6 g/cm³ according to [23]. This agrees with [8] that biological trashes can recover soil physic chemical possession, escalation soil organic action, and withstand soil well-being. Biological trashes escalation SOM contented of the soil, so its moisture holding capability, porosity, penetration ability, hydraulic conductivity, and water-stable accretion and decrease bulk thickness and exterior crusting.

4.3. Soil pH

There was a higher figurative departure in pH as the distance goes far from onsite to offsite as well as from surface to subsurface. At the offsite and onsite, the values of pH were scored as 4.27 and 4.73, respectively. This indicates that the worth of pH were meaningfully pretentious by distance and soil depth. The lowermost extent of pH below the lower depth might be owing to the presence of basic nutrients. This is due to the depletion of basic cations and mulching of urban waste in the surface and the uppermost microbial oxidation. With respect to the interaction effect of disposal distance and soil depth on the mean value of pH, the results presented in the table showed that at the offsite location, the variances remained in the depth of pH from 4.23 exterior to 5.28 surface of the onsite designating a relatively, favorable situation of the dumping site in which they support certain grass and weed growth. At the onsite site, pH was significantly raised whereas lower as go from onsite site to offsite on both surface and subsurface skyline, designating that the occurrence of the junkyard decreased the sourness of the earth because of organic matter formation from the home waste residue disposal. The average pH value of the onsite soil at both surface and subsurface depth signifies that it was slightly acidic in comparison with offsite soil due to the reason behind the solid wastes contributing to the alkalinity of the soil. This was in agreement with [24] the pH declined as of 6.94-6.03 at the surface, representing that the existence of the garbage dump enlarged the sourness of the earth. Similarly, [14] that the soil had an mean worth of 5.66 which under the commended normal viewing that the leftover aquatic formed now is marginally acid which if practical straight to any moistened arena might disturb the yields established in such area.

The investigation result shows that the average value of pH was 4.19-5.28 in the surface and subsurface of the onsite site soil was found to be below the critical concentration of 6.5-8.5. Similarly, the pH content in the offsite site was 4.43 and 4.12 at the surface and subsurface which was under the critical concentration (Table 1). Soil tasters remained composed after this landfill site and its neighboring zones to learn the likely influence of leachate filtration on earth excellence. Attentiveness to numerous physical and chemical

structures and manufacturing possessions remained strongminded in soil tasters. This showed that leachate may be able to adjust the soil possession and change the conduct of soil [19].

Trace Metals (cadmium Cd), (cobalt CO), (chromium Cr), (nickel Ni) and (lead Pb). The mean attentions of heavy metals remained meaningfully varying per sample of sampling location as indicated in Table 3. The attention of Cd, CO, Cr, Ni, and Pb were (5.4, 3.6), (25.33, 13.70), (59.07, 51.55), (47.20, 35.03) and (19.04, 13.64) in the wasted and non-wasted area respectively. In the whole case, the concentrations of heavy metals were higher in the waste dumping site followed by non-dumped. The value of cadmium shows the least concentration compared to the other heavy metals under both waste dumping sites than non-dump. The concentration of metals also varies within the soil sampling depth as it was indicated in Table 3. Accordingly, the higher values Cd, Co, Cr, Ni, and Pb remained at the external than the subsurface. The possible reason for the variation of values from the surface to subsurface as well as from dumped to non-dumped might be immobilization or less movement of heavy metals as a result of running water and percolating with the dismantling of waste products from urban waste sites to free sites through horizontal and vertical mobilization. This was also in line with the study of [16], which confirmed that heavy metal pollution of earth consequences from artificial as well as normal actions. Human doings such as quarrying, melting process, and farming have nearby enlarged the stages of heavy metals such as Cd, Co, Cr, Pb, As, and Ni in soil up to hazardous stages. Similarly, the testimony of manufacturing leftovers, removal actions, atmospheric statements, and agrarian elements are some bases for the contamination of soils with heavy metals. Earth pH takes a main effect on the accessibility of heavy metals that current mostly as cations (Cu²⁺, Co²⁺, and Pb²⁺). Below caustic situations, the sorption of heavy metal cations by earth colloids is at a smallest, and the resolution attentions are comparatively great [3]. Furthermore, the unselective removal of these compacted trashes in the situation has initiated excessive damage to our ecology over the statement of contaminants such as heavy metals, which in great attention in the earth may be able to be destructive to persons if consumed straight or circuitously and floras which be influenced by on the nutrient from the earth for their development [22].

Moreover, there was a variation of mean attention of heavy metals among earth sampling depths along the dumped as well as non-dumped sites as indicated in Table 3. For instance, the mean concentrations of heavy metals (cobalt (28.97, 21.69) and nickel (52.43, 41.97)) in the dumped sites were higher compared to the mean concentrations in non-dumped site soil samples (cobalt (16.78, 10.63) and nickel (39.05, 31.00)) of surface and subsurface respectively. In contrast, the mean concentration of cadmium (7.96, 4.78), chromium (64.64, 54.53), and lead (23.86, 16.70) were greater in the surface of the dump and non-dump soil samples in comparison with the value of cadmium (2.85, 2.38),

chromium (53.50, 48.57) and lead (14.23, 10.57) of subsurface respectively. This might be as a result of leaching of heavy metals corresponding to cobalt and nickel forming waste material with run-off washed liquid wastes in the area and with this the extent of leakage of cadmium, chromium and lead developing matter were less whereas they indicate that there is horizontal movement of waste material with trans-locating agent of wind, human, animal and rainfall. Generally, with respect to their threshold level, the attention of Cd, Co, Cr, Ni, and Pb ranges of 2.85-7.96, 21.69-28.97, 53.50-64.64, 41.97-52.43 and 14.23-23.86 mg.kg⁻¹ at the waste dump and 2.38-4.78, 10.63-16.78, 48.47-54.53, 31.00-39.05 and 10.57-16.70 mg.kg⁻¹ on waste dump site at both surface and subsurface (Table 3). According to the standard given [4, 12, 10] for Cd, Cr, Co, Ni, and Pb, the results showed that, the value of Co at the non-dumped site and subsurface of non-dumped, Pb at surface of dump and non-dump site, Cr at both surface and surface of dumped site and surface of non-dump were found within the threshold level. Similarly, Pb at non-dumped and subsurface of dump and non-dumped and Cr at subsurface of non-dumped were under critical level, whereas Cd at all surfaces and subsurface of dump and non-dumped sites, Co at the surface and subsurface of dumped and surface of non-dumped and Ni at both surface and subsurface of dumped and non-dumped site were exceeding the threshold phase. Generally, the concentrations of Cd, Co, Cr, Pb, and Ni metals in the urban waste discarded site were found to be higher than the non-dumped where at the time there was less movement of dumping effect to the non-dumped environment with

different agents. This specifies that the Cd, Co, and Ni concentrations were strongly polluted during the dumpsite while it is uncontaminated by inadequate coverage of Cr and Pb at a subsurface of non-dump and dumped. This might be owing to the oxidation-reduction action of easily weathered home waste materials in the dumpsite, alarmingly increasing the organic matter through mineralization to inorganic minerals in excess.

Likewise, the peace of heavy metal waste together with a different type of urban waste could raise the extent of the nutrient with exceeding its threshold level. The report of [16] also showed that Cadmium was used as a conductor, a dye in decorates, roll upped on fire, manures, and insect killer. Health Effects of cadmium lung cancer, jawbone flaws in people and faunas, animate and organ meats and be able to reason demise cigarette smoke. Diet consumption and tobacco burning can be situated during the cadmium to arrive human-body.

Likewise, [16] that lead remained castoff building manufacturing aimed at roofing alternating and then aimed at soundproofing, castoff trendy tubes, i.e., PVC, ceramics and dishware, corrosion-resistant paints, batteries and sinkers in fishing. Health effect lead inhalation and ingestion, kidney and vital anxious scheme, disruption the blood-brain fence and obstructs per standard enlargement of the mind in newborns, lesser IQ stages in offspring shorted consideration distance, hyperactivity and cerebral worsening in offspring below the age of six, basis severe damage to the mind anxious scheme red plasma cells and kidneys.

Table 3. The disposal distance and soil sampling depth effect on the chemical properties of soil ($\alpha=0.05$) and mean \pm SEM and their interaction.

Factors	pH	Lead (%)	Chromium (%)	Cadmium (%)	Cobalt (%)	Nickel (%)
Onsite	4.73 \pm 0.01 ^a	19.04 \pm 0.01 ^a	59.07 \pm 0.01 ^a	5.4 \pm 0.01 ^a	25.33 \pm 0.01 ^a	47.20 \pm 0.01 ^a
Offsite	4.27 \pm 0.01 ^b	13.64 \pm 0.01 ^b	51.55 \pm 0.01 ^b	3.6 \pm 0.01 ^a	13.70 \pm 0.01 ^b	35.03 \pm 0.01 ^b
P. V	**	***	***	ns	**	***
LSD	0.4	3	4	2.2	5	7
Factors	Depth	Lead (%)	Chromium (%)	Cadmium (%)	Cobalt (%)	Nickel (%)
0-30cm	4.85 \pm 0.01 ^a	20.28 \pm 0.01 ^a	59.58 \pm 0.01 ^a	6.37 \pm 0.01 ^a	22.87 \pm 0.01 ^a	45.74 \pm 0.01 ^a
30-60cm	4.16 \pm 0.01 ^b	12.40 \pm 0.01 ^b	51.04 \pm 0.01 ^b	2.61 \pm 0.01 ^b	16.16 \pm 0.01 ^b	36.48 \pm 0.01 ^b
P. V	***	***	***	***	**	**
LSD	0.4	3	4	2.2	5	7

Factors	pH	Cobalt (%)	Lead (%)
Depth			
0-30cm			
30-60cm			
Onsite	5.28 \pm 0.01 ^a	28.97 \pm 0.01 ^a	23.86 \pm 0.01 ^a
Offsite	4.43 \pm 0.01 ^b	16.78 \pm 0.01 ^{bc}	16.70 \pm 0.01 ^b
P. V	***	**	***
LSD	0.1	8	4

Factors	Chromium (%)	Cadmium (%)	Nickel (%)
Depth			
0-30cm			
30-60cm			
Onsite	64.64 \pm 0.01 ^a	7.96 \pm 0.1 ^a	52.43 \pm 0.01 ^a
Offsite	54.53 \pm 0.01 ^b	4.78 \pm 0.01 ^{ab}	39.05 \pm 0.01 ^b
P. V	***	***	***
LSD	5	3	12

N. B: Co= Cobalt, Pb= lead, Cr= chromium, Cd= cadmium, Ni=nickel, ND= not detected, P. V= P-value, LSD = Least significant difference. SEM=standard error mean. ns= non-significant. * shows $P \leq 0.05$, ** $P \leq 0.01$, *** $P \leq 0.001$ and **** $P \leq 0.0001$.

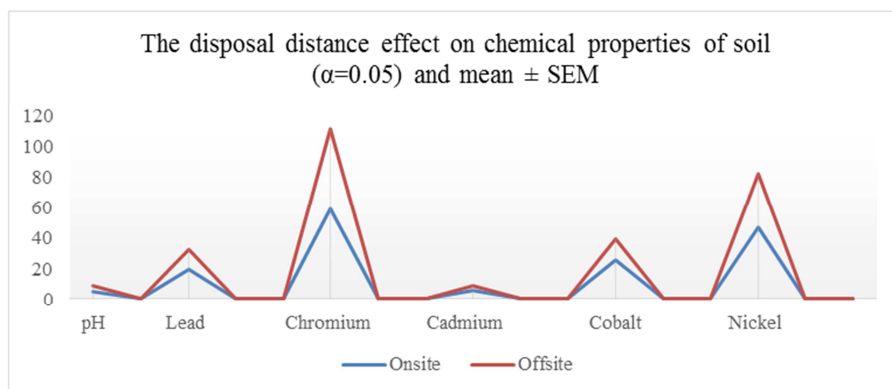


Figure 1. The waste disposal distance effect on chemical properties of soil.

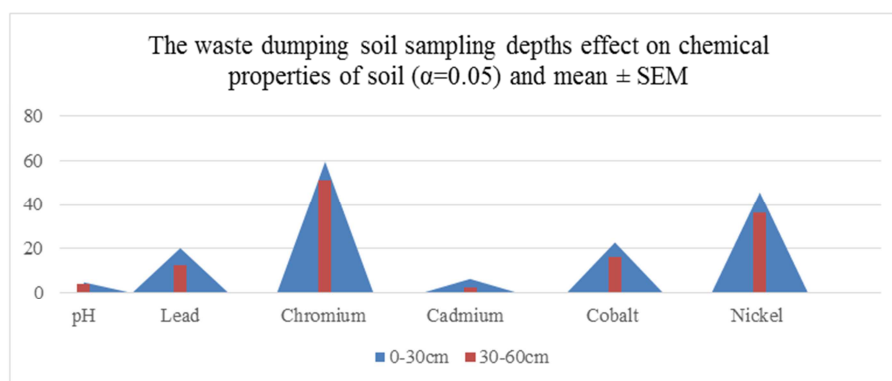


Figure 2. Waste dumping soil sampling depth effect on chemical properties of soil.

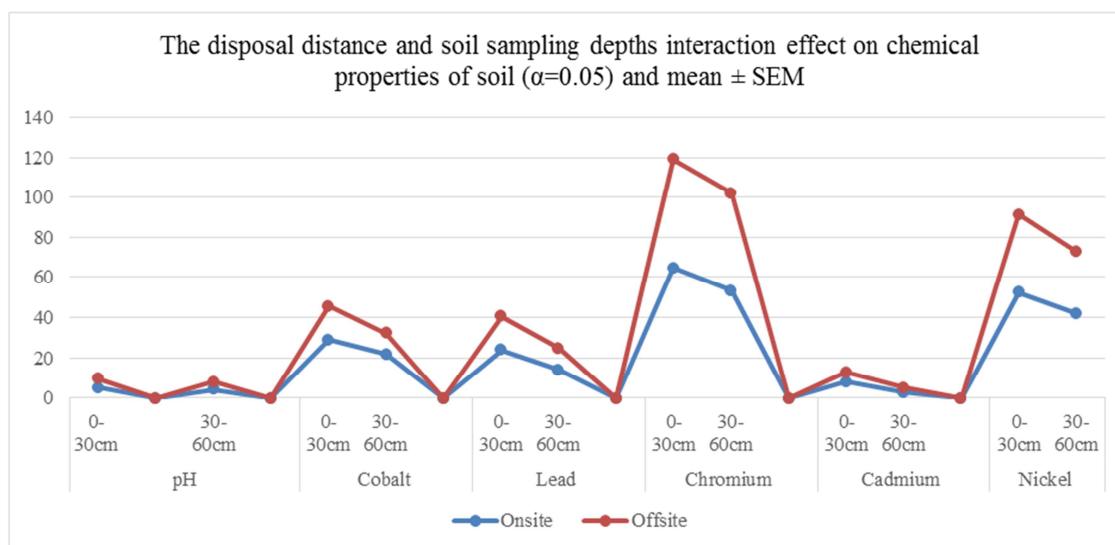


Figure 3. The disposal distance and soil sampling depth interaction effect on chemical properties of soil.

5. Conclusion

The municipal urban solid waste of the study area was located at the nearby inhabited area were widely inspected for expression of physicochemical possession of soil for measuring the indicators of soil quality. Since the waste was disposed as straight on the earth surface, too many pollutants comprising weighty metals like Pb, Cd, Cr, Co, and Ni were

willing influencing the surface as well as ultimately it poison soil of the subsurface. The investigation results indicates that the value of SMC, PH, Pb and Cr were less than the standard in both onsite and offsite together with the surface and subsurface of the soil, whereas Co was less than the standard at the subsurface of offsite (10.62mg/l). Additionally, BD, Cd, and Ni are excess in both onsite and offsite as well as at the surface of onsite and offsite and subsurface of onsite and offsite correspondingly. Finally, Co was greater at the onsite

as well as the surface and subsurface of onsite and surface of offsite. Similarly, the problem of urban waste was significant influence by the plantation, especially those of the plants nearby the waste burned and quite challenging through toxification of Cd, Ni, and Co in comparison with the standards given by Aubert and Pinta, Kabata-Pendias and Pendias, Adriano and Hungarian Governmental regulation number. Living things that consumed water and food residing at the waste site were harming micro and macro animals. Therefore, it is recommended that, this open dumpsite should be dismantled, close or treated to minimize the impact of these toxic heavy metals by the application of phytoremediation and bioremediation. Similarly, the municipal can afford training to the community regarding modern sanitary keeping means from the beginning at home to the home stage before it rested on the soil surface.

Authors' Contributions

Besides their teaching, Sisay T and Dinku B were contributed in planning the investigation knowledge arena, information gathering, data exploration, clarification, and report lettering using diverse software.

Consent for Publication

Both writers read and agreed the last document.

Conflict of Interest

The authors declare that they have no competing interests.

Available of Data and Materials

The information used to provision the discoveries of this study are comprised inside the article.

Authors' Information

Sisay Taddese is an assistant lecturer and teaches and undertakes research on land use, land cover change, and soil erosion and livelihood with his colleagues. Similarly, he has a paper on the impact of urban waste on water quality. Dinku Balch: is also PhD scholar and senior lecturer were he undertakes research on bird species diversity and abundance and it is in the process to be online and published with other colleagues.

Statement of the Researchers

This is our statement to assert that the research remains kept toil were the entire resources utilized have been recognised accordingly.

Abbreviations

BD= bulk density, SMC= soil moisture content, Co=

Cobalt, Pb= lead, Cr= chromium, Cd= cadmium, Ni=nickel, ND= not detected, ICMR/ BIS =Indian Council of Medical Research, 1949/ Bureau of Indian Standards.

Acknowledgements

We frankly acknowledge Arsi University for their unconditional support during our study. Our extended gratitude also goes to local elders who participate in sharing their deep knowledge and experiences. The writers recognize anonymous assessors for productive commentary.

References

- [1] Abdullahi I. Ajibike M. Man-ugwueje A. and Ndububa O, 2014. Environmental Impact of Indiscriminate Waste Disposal. "A Case study of Nigerian Air force Base Kaduna". Inter. J. of Eng. and App Sci (IJEAS) ISSN: 2394-3661 Volume-1 Issue-1.
- [2] Adriano D. C. (1986). Trace elements in terrestrial environments. Springer Verlag, New York, 533 p. doi: 10.1007/978-1-4757-1907-9.
- [3] Adelekan A. and Alawode O, 2011. Contribution of municipal refuse dump to heavy metals concentrations in soil profile and groundwater in Ibadan, Nigeria. J. App. Biosci. 40: 2727 - 2737 ISSN 1997-5902.
- [4] Aubert H. and Pinta, M. (1978). Trace elements. Soil Science: May 1978 - Volume 125 - Issue 5 - p 334. © Williams & Wilkins 1978. ISBN 0 444 41511 4. All Rights Reserved.
- [5] Blake and Hartge, 1986. Blake, G., and Hartge K., 1986. Bulk density and methods of soil analysis, part 1. Soil Sci. Soc. America, 363-376, Madison, WI, USA.
- [6] ICMR/BIS, (2006). Ethical guidelines for biomedical research on human participant's Indian council of medical research. Indian council of medical research or Bureau of Indian Standards (BIS). New Delhi 110 029. www.icmr.nic.in. October, 2006.
- [7] Gabriela C. 2010. Influence of municipal solid waste compost on soil properties and plant reestablishment in peri-urban environments. Chi. J. of agri. research 70 (3): 446-453.
- [8] Hossain M. Fragstein P. Niemsdorf V. and Heb J, 2017. Effect of different organic wastes on soil properties and plant growth and yield: a review; doi: 10.1515/sab-2017-0030. Sci Agri boh, 48, 2017 (4): 224-237.
- [9] Hanson P. J., Edwards N. T., Garten C. T. & Andrews J. A, (2000). Separating Root and Soil Microbial Contributions to Soil Respiration: A Review of Methods and Observations. Biogeochemistry 48: 115-146, 2000. © 2000 Kluwer Academic Publishers. Printed In The Netherlands.
- [10] Hungarian Governmental regulation number 10/2000 (2000). Decree No. 10/2000 of the Minister of social and family affairs on voluntary contributions to social welfare. Adoption: 2000-10-18 | Date of entry into force: 2000-10-21 | HUN-2000-R-57632.
- [11] IITA, 1979. International institute for tropical agriculture, 1979. Selected methods for soil and plant analysis. IITA manual series no. 1 IITA Ibandan, Nigeria. pp 71.

- [12] Kabata-Pendias A. and Pendias H. (1984). Trace Elements in Soils and Plants. CRC Press, Boca Raton, 505 p.
- [13] MoEF, 2000. "Municipal Solid Waste (Management and Handling) Rules-2000", Ministry of Environment and Forests, India.
- [14] Musa J. Ode O. Onijofor S, Adewumi J, 2011. Quality Evaluation of Household Wastewater for Irrigation. JASEM ISSN 1119-8362, all rights reserved J. Appl. Sci. Environ. Manage. Sept, Full-text Available Online at Vol. 15 (3) 431 – 437.
- [15] Njoku C, 2015. International Journal of Plant & Soil Science 4 (1): 94-99, 2015; Article no. IJPSS. 2015.010, ISSN: 2320-7035 science domains, international Effect of Wastes on Selected Soil Properties in Nigeria.
- [16] Raja R, and Namburu S, 2014. Impact of Heavy Metals On Environmental Pollution. National Seminar on Impact of Toxic Metals, Minerals and Solvents leading to Env. P. J. of Chem. and Pharma. Sci. ISSN: 0974-2115, JCHPS Special Issue 3: 175.
- [17] Ratliff L. F., Ritchie J. T., and D. K. Cassel, (1983). Field-Measured Limits of Soil Water Availability as Related to Laboratory-Measured Properties. Pp. 770-775. <https://doi.org/10.2136/sssaj1983.03615995004700040032x>
- [18] SAS, 2008. SAS User's Guide, Statistics Version 9.2 (Ed.). SAS Inst., Cary, NC, USA.
- [19] Sruti P, Anju E, Peter S, and Shrihari S, 2014. Soil Pollution near a Municipal Solid Waste Disposal Site in India International Conference on Biological, Civil, and Environmental Engineering. <http://dx.doi.org/10.15242/IICBE.C0314080>. Pp 148-153.
- [20] Sam-uropa E. R. and Ogbeibu A. E., (2020). Effects of Solid Waste Disposal on the Receiving Soil Quality in Benin Metropolis, Nigeria.. DOI: 10.4314/jasem.v24i2.27. 2020-04-20. Issue. Vol. 24 No. 2 (2020).
- [21] Salman T., (2015). Plant and soil sciences laboratory manual. Hebron University Faculty of Agriculture Soil and Irrigation Department Soil Science Manual Lab. February, 2015.
- [22] Tanee and Eshalomi, 2015. Heavy Metal Contents in Plants and Soils in Abandoned Solid Waste Dumpsites in Port Harcourt, Nigeria. Research Journal of Environmental Toxicology. Volume 9 (6): 342-349, Research Article.
- [23] USDA, (1998). Coastal Plain Soil, Water and Plant Conservation Research: Florence, SC. agricultural research service. Publication of 1998.
- [24] Ubuoh E, Akhionbare W, Akhionbare S, Akande S, and Ikhile C, 2012. The Potentials of Solid Waste Utilization for Agriculture in Imo State, Nigeria. Inter. J. of mult. Sci. and Eng., VOL. 3, NO. 1, [ISSN: 2045-7057]. pp. 45-45.