



Effect of Weed Control Methods on Growth and Development of Weeds in Sugarcane *Saccharum officinarum* L. Fields

Nadir F. Almubarak¹, T. K. Srivastava²

¹Department of Field Crop Sciences, College of Agriculture, University of Diyala, Baquba City, Iraq

²Crop Production Division, Indian Institute of Sugarcane Research, Uttar Pradesh, India

Email address:

nadiralmubarak@gmail.com (N. F. Almubarak), nadiralmubarak@agricultur.uodiyala.edu.iq (N. F. Almubarak),

tapendrakapil@yahoo.com (T. K. Srivastava)

To cite this article:

Nadir F. Almubarak, T. K. Srivastava. Effect of Weed Control Methods on Growth and Development of Weeds in Sugarcane *Saccharum officinarum* L. Fields. *International Journal of Applied Agricultural Sciences*. Vol. 1, No. 3, 2015, pp. 49-54.

doi: 10.11648/j.ijaas.20150103.11

Abstract: A field experiment on sugarcane was carried out during 2012-2013 season at the Indian Institute of Sugarcane Research Farm, Lucknow (UP), India to assess the effect of weed control methods on growth and development of weeds in sugarcane. The experiment was applied according to the Randomized Complete Block Design RCBD with three replications. Application of weed control methods was made at tiller stage of sugarcane crop (Variety CoSe 92423). All 14 treatments comprising various doses and time of application of sulfentrazone alone or in combination with other weed control methods including other herbicides. The results have shown that the weed density and dry matter accumulation were significantly reduced due to different treatments at all the growth stages of the crop in comparison to that of control. Weed growth in terms of weed density was recorded to be the lowest with sulfentrazone (pre-em; 900 g ai/ha) at 60, 90 and 120 Day After Planting. However, the dry matter accumulation by weeds was the lowest with three-hoeing as observed at the same growth stages.

Keywords: Sugarcane, Weed Control, Sulfentrazone, Atrazine, Trash Mulching, Hoeing

1. Introduction

Sugarcane crop suffers heavy infestation with weeds that can be controlled manually, mechanically, biologically and chemically [1]. The nature of weed problem in sugarcane cultivation is quite different from other field crops because sugarcane is planted with relatively wider row spacing and crop growth is very slow in the initial stages. It takes about 30 - 45 days to complete germination and another 60-75 days for developing full canopy cover [2]. Thus the initial 90-120 days period of crop growth is considered as most critical period of weed competition. Therefore the weed management practice adopted should ensure a weed-free field condition for the first 3-4 months period [3]. Experiments were conducted to evaluate different weed control methods in sugarcane crop. Results revealed that all the weed control methods significantly reduced weed flora and weed biomass as compared to weedy check [4-6].

The specific mode of action for 2,4-D is not completely understood, but like other auxin-type herbicides ethylene

evolution is stimulated and uncontrolled growth ensues [7]. Sulfentrazone applied pre-emergence to weeds controls several broadleaf weeds and sedges that are not easily controlled by clomazone [8-10]. The trash on decomposition release nutrients which improves the fertility of soil. Mulching with sugarcane trash is, therefore, advantageous over burning which is usually practiced to reduce the incidence of diseases and insect-pests, as in the case of scale insect [3].

In view of information recorded in foregoing paragraphs the present study was carried out to assess the effect of weed control methods on growth and development of weeds in sugarcane.

2. Materials and Methods

A field experiment was conducted during 2012-2013 season at the Indian Institute of Sugarcane Research farm, Lucknow (UP), India to assess the effect of weed control methods on growth and development of weeds in sugarcane. Application of weed control methods was made at tiller stage

of sugarcane crop (Variety CoSe 92423). In all 14 treatments comprising various doses and time of application of sulfentrazone alone or in combination with other weed control methods including other herbicides were evaluated in Randomized Complete Block Design (RCBD) with three replications. The treatment details are presented in table 1.

The soil of the experimental site was Sandy loam with pH 7.83 and organic carbon 0.40%, however available N, P₂O₅ and K₂O were determined to be 222.6, 16.8 and 186.1 kg/ha, respectively. The gross plot size was kept 36m² comprising six rows of sugarcane placed at 75 cm distance from each other. Each experimental unit was separated from other by

0.5 m while distance between two replications was 1.5 m. Each experimental unit contained six rows of sugarcane having length of 8 m. Recommended doses of fertilizers including 150 kg N, 60 kg P₂O₅ and 60 kg K₂O/ha was added to experimental land. Nitrogen was added by application of urea (46% N), in three parts. First part before planting, second part 60 days after planting (DAP) and the third part 90 DAP. Full dose of P and K were applied at the time of planting. Bavistin (systemic fungicide) was used for seed treatment @ 0.2%, whereas chlorpyrifos (insecticide) was applied at the rate of 5 L/ha for drenching of sugarcane setts to ward of termites and other insects.

Table 1. Treatment details.

No.	Treatment	Time of application	Dose (g ai/ha)	Dose (ml/ha)
T ₁	Sulfentrazone 48% F	PPI	480	1000
T ₂	Sulfentrazone 48% F	PPI	600	1250
T ₃	Sulfentrazone 48% F	PPI	720	1500
T ₄	Sulfentrazone 48% F	PPI	900	1875
T ₅	Sulfentrazone 48% F	Pre-em:3DAP	480	1000
T ₆	Sulfentrazone 48% F	Pre-em:3DAP	600	1250
T ₇	Sulfentrazone 48% F	Pre-em:3DAP	720	1500
T ₈	Sulfentrazone 48% F	Pre-em:3DAP	900	1875
T ₉	Atrazine 50 WP+2,4 D 80% WP	Pre-em:3DAP + 60 DAP	2000+1000	
T ₁₀	Three-hoeing	60, 90, 120 DAP		
T ₁₁	Trash mulching	3 DAP		
T ₁₂	T ₂ + one hoeing at 60 DAP			
T ₁₃	T ₆ + one hoeing at 60 DAP			
T ₁₄	Untreated control (weedy)			

Pre-em: Pre-emergence; DAP: Days after planting

The methods were applied in recording of observations on different parameters as follows:

- Germination percentage

Calculated number of plants that appeared above soil surface 45 DAP.

-Weed Species

All the weeds present in the control experimental plot were uprooted and identified.

-Weed density (number/m²)

A quadrant sized 1.0 m X 1.0 m was thrown randomly in each experimental unit three times and green weed plants those were not affected by herbicides were counted and averaged.

-Percentage of weed control (%)

Was calculated from the following equation:

$$\text{Percentage of weed control} = \frac{\text{No. of weeds in control} - \text{No. of weeds in treated plot}}{\text{No. of weeds in control}} \times 100$$

-Dry weight of weeds (g)

Green weed plants were cut at the soil surface from the same site in the experimental unit three times the quadrant (1.0 m²) was used for counting of weeds for calculating

weed density. The weeds samples were air dried under laboratory conditions.

-Inhibition proportion of dry matter (%): Was calculated from the following equation:

$$\text{Inhibition proportion of dry matter} = \frac{\text{Weed dry weight in control} - \text{Weed dry weight in treated plot}}{\text{Weed dry weight in control}} \times 100$$

Analysis of data was done using statistical tools of Randomized Complete Block Design. LSD was used to compare treatments at significant level of 0.05 [11].

3. Results and Discussion

Germination percentage

The research findings indicate that weed control methods

significantly affected germination of sugarcane (Fig. 1). All the treatments were found effective in increasing the germination in sugarcane compared to the control treatment. Application of atrazine + 2, 4-D led to increase in germination to the highest level to 48.6 % compared to the control (27.6 %). Enhanced germination of sugarcane due to different weed control treatments may be attributed to better availability of moisture and other growth conditions under

such treatments.

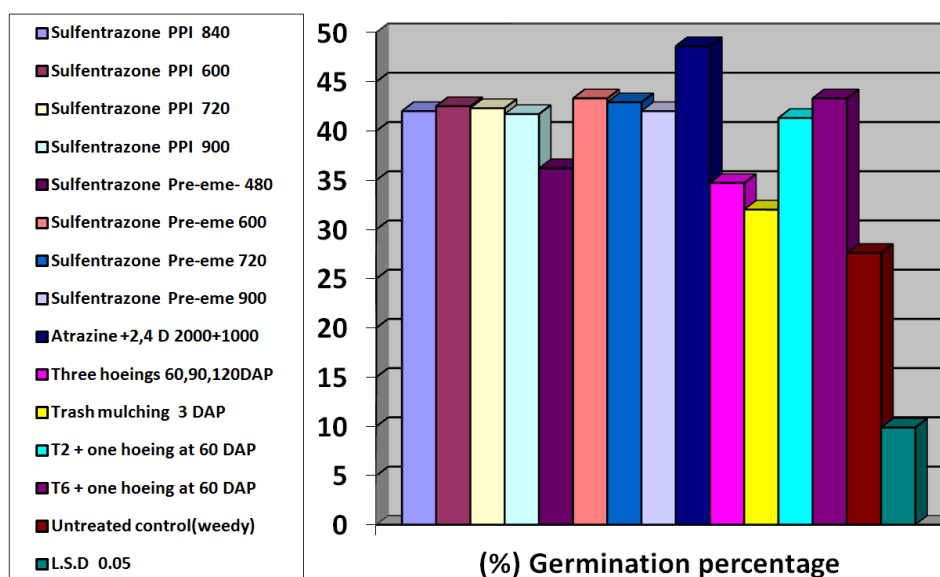


Figure 1. Effect of weed control methods on germination (%) of sugarcane

Weed Density and percentage of weed control

The weed species present in the sugarcane field were: *Amaranthus* sp., *Chenopodium album*, *Chorcorussp.*, *Portulacaoleracea*, *Partheniumsp.*, *Solanumnigrum*, *Digeraarvensis*, *Trianthemamonogyna*, *Cyperusrotundus*, *Sorghum halepense*, *Cynodondactylon*, *Convolvulus arvensis*, *Digeraarvensis*, *Echinochloa* spp., *Panicum* sp. (Table 2). At 60 DAP the prominent weed species were the sedges, *Cyperusrotundus* occupied 56.8 per cent share in total weed population. Whereas, the broad leaved annual weed, *Amaranthushybridus* and broad leaved perennial weed i.e. *Solanumnigrum* were in a very few numbers and constituted 13.4 per cent of the total weed population. The grasses, including *Cynodondactylon* and *Echinochloa crus-galli*, constituted 29.8 % to total weed density (Table 3).

At 90 DAP the prominent weed species were the sedges and *Cyperusrotundus* occupied 35.6 per cent share in total weed population (Table 2). Whereas, the broad leaved annual weed, *Amaranthushybridus* and broad leaved perennial weeds i.e. *Solanumnigrum* were in a very few numbers that constituted 17.3 per cent of the total weed population. Grasses including perennial (*Cynodondactylon*) and annual

(*Echinochloa crus-galli*) constituted 47.1 % of total weed density (Table 4). At 120 DAP, sedges (*Cyperusrotundus*) and broad leaved weeds occupied 25.1 and 18.5 per cent share in total weed population, respectively. Whereas, the grasses contributed 55.3% to total weed density (Table 5). Change in weed flora with the advancement in crop growth may be attributed to changing micro-climate and weather conditions. It has been reported that grasses and sedges thrive well in sugarcane fields particularly during rainy months that coincides with post 90-days growth stage of sugarcane crop in sub-tropical north Indian conditions [12].

Different weed control treatments affected the weed type and density however the different types of weeds had varied response to different control methods at various growth stages (Table 6). Weed growth in the plots treated with sulfentrazone (pre-em; 900 g ai/ha) recorded significant decrease in weed density (15.7, 18.0 and 28.3/m²) and achieved highest increase (Fig. 2) in extent of weed control (82.1, 83.0 and 75.6%) compared to the control treatment (87.3, 105.7 and 116.0 plant/m²) at the 60, 90 and 120 DAP, respectively.

Table 2. Name and type of weeds found in sugarcane.

Weed type	Life cycle	Family	Common name	Scientific name
Broadleaf	Summer annual	Amaranthaceae	Pigweed, smooth	<i>Amaranthushybridus</i>
Broadleaf	Summer annual	Chenopodiaceae	Lambsquarters	<i>Chenopodium album</i>
Broadleaf	Annual	Portulacaceae	-	<i>Portulacaoleracea</i>
Broadleaf	Annual	Compositae	Congress weed	<i>Parthenium sp.</i>
Broadleaf	perennial	Solanaceae	Black nightshade	<i>Solanumnigrum</i>
Broadleaf	Annual	Amaranthaceae	False Amaranth	<i>Digeraarvensis</i>
Broadleaf	Annual		Carpet weed	<i>Trianthemamonogyna</i>
Sedges	Summer perennial	Cyperaceae	Purple nut-sedge	<i>Cyperusrotundus</i>
Grass	Perennial	Poaceae (Graminae)	Johnson grass	<i>Sorghum halepense</i>
Grass	Summer perennial	Poaceae	Bermuda grass	<i>Cynodondactylon</i>
Broadleaf	Perennial	Convolvulaceae	Field bindweed	<i>Convolvulus arvensis</i>
Grass	Annual	Poaceae (Graminae)	Barnyard grass	<i>Echinochloa crus-galli</i>
Grass	Annual	Gramineae		<i>Panicum sp.</i>

Table 3. Effect of weed control methods on density of weeds(number/m²) in sugarcane at 60 DAP.

Treatment	Grasses	Broadleaf	Sedges	Total
Sulfentrazone PPI 480 g ai/ha	44	8	48	100
Sulfentrazone PPI 600 g ai/ha	32	4	30	66
Sulfentrazone PPI 720 g ai/ha	30	0	30	60
Sulfentrazone PPI 900 g ai/ha	34	0	17	51
Sulfentrazone Pre-em 480 g ai/ha	36	8	86	130
Sulfentrazone Pre-em 600 g ai/ha	20	8	52	80
Sulfentrazone Pre-em 720 g ai/ha	21	5	54	80
Sulfentrazone Pre-em 900 g ai/ha	15	10	22	47
Atrazine 50 WP+2,4 D 80% (60 DAP)	28	8	90	126
Three hoeing	13	12	48	73
Trash mulching	16	4	74	94
T2 + one hoeing at 60 DAP	26	4	46	76
T6 + one hoeing at 60 DAP	24	0	64	88
Untreated control(weedy)	58	108	96	262
Total	397	179	757	1333

Table 4. Effect of weed control methods on density of weeds(NO./m²) in sugarcane at 90 DAP.

Treatment	Grasses	Broadleaf	Sedges	Total
Sulfentrazone PPI 480 g ai/ha	65	22	37	124
Sulfentrazone PPI 600 g ai/ha	55	18	23	96
Sulfentrazone PPI 720 g ai/ha	53	0	13	66
Sulfentrazone PPI 900 g ai/ha	50	0	8	58
Sulfentrazone Pre-em 480 g ai/ha	82	20	55	157
Sulfentrazone Pre-em 600 g ai/ha	65	22	30	117
Sulfentrazone Pre-em 720 g ai/ha	46	13	29	88
Sulfentrazone Pre-em 900 g ai/ha	36	8	10	54
Atrazine 50 WP+2,4 D 80% DAP	40	7	56	103
Three hoeings	9	2	39	50
Trash mulching	34	15	58	107
T2 + one hoeing at 60 DAP	18	3	33	54
T6 + one hoeing at 60 DAP	24	5	49	78
Untreated control(weedy)	115	119	83	317
Total	692	254	523	1469

Table 5. Effect of weed control methods on density of weeds(No./m²) in sugarcane at 120 DAP.

Treatment	Grasses	Broadleaf	Sedge	Total
Sulfentrazone PPI 480 g ai/ha	100	26	16	142
Sulfentrazone PPI 600 g ai/ha	91	27	11	129
Sulfentrazone PPI 720 g ai/ha	94	18	6	118
Sulfentrazone PPI 900 g ai/ha	74	3	8	85
Sulfentrazone Pre-em 480 g ai/ha	104	36	26	166
Sulfentrazone Pre-em 600 g ai/ha	80	32	23	135
Sulfentrazone Pre-em 720 g ai/ha	44	9	36	89
Sulfentrazone Pre-em 900 g ai/ha	40	20	25	85
Atrazine 50 WP+2,4 D 80% DAP	22	3	66	91
Three hoeings	18	24	44	86
Trash mulching	92	18	43	153
T2 + one hoeing at 60 DAP	30	24	38	92
T6 + one hoeing at 60 DAP	40	14	42	96
Untreated control(weedy)	175	101	72	348
Total	1004	355	456	1815

Table 6. Effect of weed control methods on weed density (No./m²) at different growth stages of sugarcane.

Treatment	Time of application	Dose (g a.i./ha)	60DAP	90DAP	120DAP
Sulfentrazone	PPI	840	33.3	41.3	47.3
Sulfentrazone	PPI	600	22.0	32.0	43.0
Sulfentrazone	PPI	720	20.0	22.0	39.3
Sulfentrazone	PPI	900	17.0	19.3	28.3
Sulfentrazone	Pre-em: 3 DAP	480	43.3	52.3	55
Sulfentrazone	Pre-em: 3 DAP	600	26.7	39.0	45.0
Sulfentrazone	Pre-em: 3 DAP	720	26.7	28.7	29.7
Sulfentrazone	Pre-em: 3 DAP	900	15.7	18.0	28.3

Treatment	Time of application	Dose (g a.i./ha)	60DAP	90DAP	120DAP
Atrazine 50 WP+2,4 D 80% WP	Pre-em: 3DAP+60 DAP	2000+1000	42.0	34.3	30.3
Three hoeing	60,90,120 DAP		24.3	16.7	28.7
Trash mulching	3 DAP		31.3	35.7	51.0
T2 + one hoeing at 60 DAP	-	-	25.3	18.0	30.7
T6 + one hoeing at 60 DAP	-	-	29.3	26.0	32
Untreated control(weedy)	-	-	87.3	105.7	116.0
L.S.D. 0.05			12.34	12.86	19.27

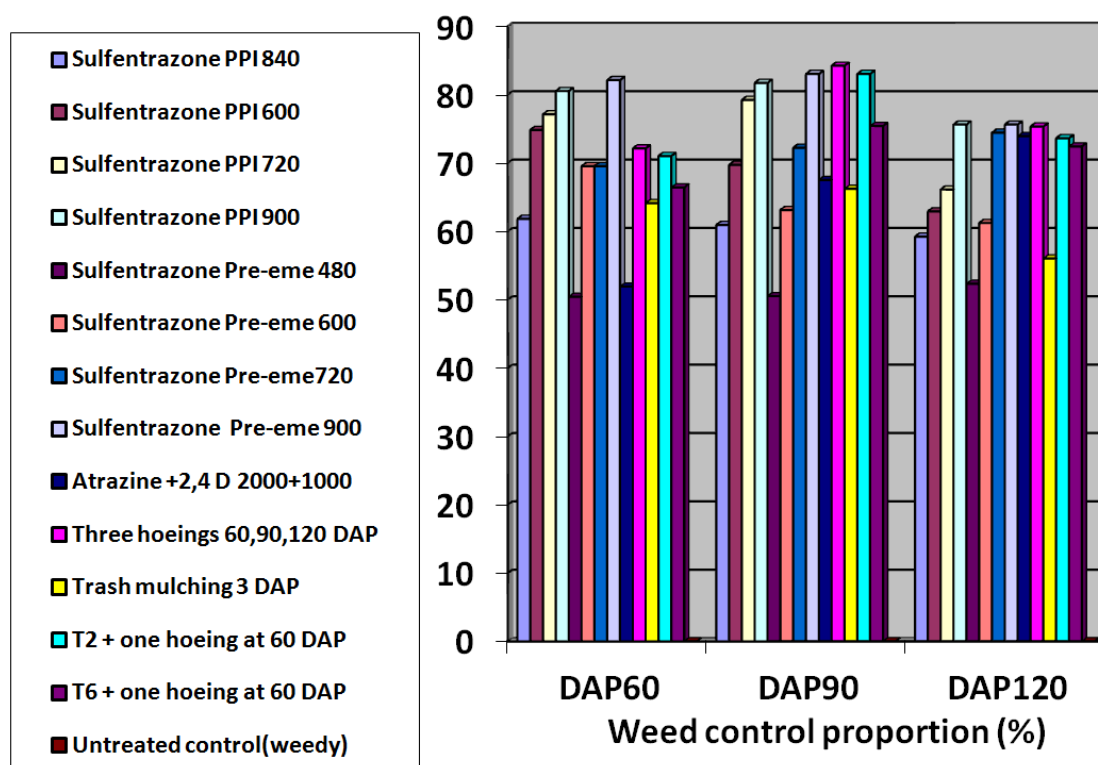


Figure 2. Effect of weed control methods on weed control extent (%) at different growth stages of sugarcane.

Dry weight of weeds (g)

The research findings presented in table indicates that all the weed control treatments were effective in significantly reducing the dry weight of weeds as compared to that in. The dry matter accumulation in weeds was the lowest (13.8, 14.9

and 53.7 g/m²) in three-hoeing treatment which brought about significant reduction in dry matter production by weeds (93.2, 94.2 and 75.5 %) as compared with the control treatment (Fig. 2) (203.9, 259.3 and 218.8 g/m²) at the 60, 90 and 120 DAP respectively.

Table 7. Effect of weed control methods on dry matter production of weeds (g/m²) at different growth stages of sugarcane.

Treatment	Time of application	Dose (g ai/ha)	60DAP	90DAP	120DAP
Sulfentrazone	PPI	840	33.1	66.7	136.7
Sulfentrazone	PPI	600	24.6	61.1	132.5
Sulfentrazone	PPI	720	21.7	42.9	117.7
Sulfentrazone	PPI	900	15.7	34.7	116.4
Sulfentrazone	Pre-eme: 3 DAP	480	33.7	57.4	136.1
Sulfentrazone	Pre-eme: 3 DAP	600	31.4	50.2	121.9
Sulfentrazone	Pre-eme: 3 DAP	720	26.5	46.9	114.7
Sulfentrazone	Pre-eme: 3 DAP	900	24.7	35.3	114.2
Atrazine 50 WP+2,4 D 80%	Pre-em: 3DAP+60 DAP	2000+1000	37.8	37.5	67.2
Three-hoeing	60,90,120 DAP		13.8	14.9	53.7
Trash mulching	3 DAP		25.6	22.3	88.4
T2 + one hoeing at 60 DAP	-	-	30.9	27.7	68.7
T6 + one hoeing at 60 DAP	-	-	36.0	20.9	59.1
Untreated control(weedy)	-	-	203.9	259.3	218.8
L.S.D 0.05			46.18	20.92	20.89

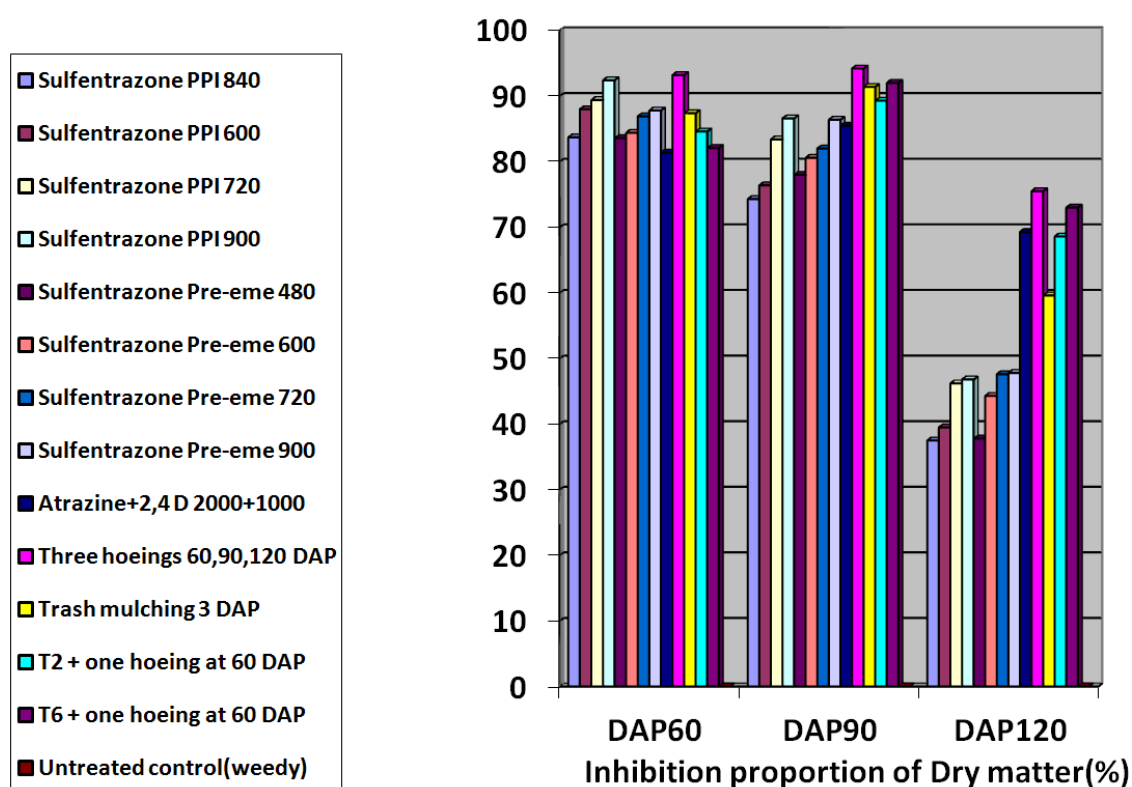


Figure 3. Effect of weed control methods on reduction of weed dry matter production (%) at different growth stages of sugarcane.

References

- [1] Little, K. P. Adams, H. Frochet, J. Java, S. Gous, R. A. Lautenschlaet, G. Orlander, K. V. Sankaran, R. G. Wagnet, Run-Peng Wel, and I. Wiloughby. Reducing herbicide use through integrated forest vegetation management practices. Institute for Commercial Forestry Research, Scottsville, South Africa. 2006.
- [2] Anonymous. "Controlling Weeds in Sugarcane". Baton Rouge, LA. Louisiana State University AgCenter and Louisiana Cooperative Extension Service. Pub. 2314 .pp. 2-4. 2001.
- [3] Kanchan Nainwal. Weed Infestation in sugarcane. 2009 (C.F. ONLINE) WWW.atsdr.cdc.gov.
- [4] Tomar, P.K., Om. Prakash, and D. Singh. Economical methods of weed management to improve the productivity and sugar recovery in late planted sugarcane. Indian Sugar, LIII (5): 339-342. 2003.
- [5] Singh, H., N. Kumar, and D.K. Dwivedi. Efficacy of some new herbicides on weed dynamics and yield of sugarcane. Indian Sugar, LVIII (9): 71-74. 2008.
- [6] Singh, A.K., R.S. Chauhan and T.K. Srivastava. Effect of pre-emergence application of sulfentrazone in spring planted sugarcane under sub-tropical India. International conference on APCHNE. 2012.
- [7] Jonathan Siebert. Sugarcane seed response to 2,4-d and alternative herbicides for red morningglory (*Ipomoea coccinea* L.) control. Thesis, Louisiana State University. p: 67. 2003.
- [8] Krausz, R. F., G. Kapusta, J. L. Matthews. Sulfentrazone for weed control in soybean (*Glycine max*). *Weed Technol.* 12:684-689. 1998.
- [9] Stringer, S. J., E. V. Gage, H. G. Hancock, and L. D. Hatfield. Weed control in sugarcane with clomazone. *Proc. South. Weed Sci. Soc.* 51:219. 1998.
- [10] Vidrine, P. R., J. L. Griffin, D. L. Jordan and D. B. Reynolds. Broad leaf weed control in soybean (*Glycine max*) with sulfentrazone. *Weed Technol.* 10: 762 - 765. 1996.
- [11] Steel, R.G. and J.H. Torrie. *Principles and procedures of statistics*. McGraw Hill Book company. Inc USA. Pp 485. 1980.
- [12] Srivastava T. K. Bio-efficacy of Sulfentrazone against Nut-sedge (*Cyperus rotundus*) and Other Weeds in Sugarcane. *Indian Journal of Weed Science* Vol (35): 1&2. pp: 82- 86. 2003.