

# Comparative Study of Red Palm Weevil (RPW), *Rhynchophorus ferrugineus* (Coleoptera: Dryophthoridae) Reproduction Reared Using Different Diets

Nor Ahya Mahadi<sup>1,\*</sup>, Tajul Ariffin Aziz Yusof<sup>1</sup>, Wan Khairul Anuar Wan Ali<sup>1</sup>, Amiran Ngah<sup>2</sup>, Mazidah Mat<sup>3</sup>, Anuar Abdullah<sup>4</sup>, Mohd Hafizudin Zakaria<sup>5</sup>, Noor Azlina Masdor<sup>6</sup>

<sup>1</sup>Industrial Crops Research Center, MARDI Bagan Datuk, Sungai Sumun, Malaysia

<sup>2</sup>Director Office, MARDI Terengganu, Kuala Terengganu, Malaysia

<sup>3</sup>Industrial Crops Research Center, MARDI Serdang, Serdang, Malaysia

<sup>4</sup>Engineering Research Center, MARDI Bachok, Bachok, Malaysia

<sup>5</sup>Socio-Economy, Market Intelligence & Agribusiness Research Centre, MARDI Serdang, Serdang, Malaysia

<sup>6</sup>Biotechnology and Nanotechnology Research Center, MARDI Serdang, Serdang, Malaysia

## Email address:

ahya@mardi.gov.my (Nor Ahya Mahadi)

\*Corresponding author

## To cite this article:

Nor Ahya Mahadi, Tajul Ariffin Aziz Yusof, Wan Khairul Anuar Wan Ali, Amiran Ngah, Mazidah Mat, Anuar Abdullah, Mohd Hafizudin Zakaria, Noor Azlina Masdor. Comparative Study of Red Palm Weevil (RPW), *Rhynchophorus ferrugineus* (Coleoptera: Dryophthoridae) Reproduction Reared Using Different Diets. *American Journal of Entomology*. Vol. 6, No. 4, 2022, pp. 110-115.  
doi: 10.11648/j.aje.20220604.13

**Received:** September 26, 2022; **Accepted:** October 14, 2022; **Published:** October 29, 2022

**Abstract:** *Rhynchophorus ferrugineus* or known as red palm weevil (RPW) is a damaging pest of coconut and many other palms. Due to its damaging nature to palms, many efforts have been taken to develop control methods of the pest which originated from laboratory studies. The use of wild-captured RPW from the field for laboratory trials would cause inconsistencies due to many factors. Thus, rearing them under laboratory condition is a must. Rearing techniques used by previous workers are laborious, requires frequent maintenance and sometime produced insufficient samples for testing. Some of the ingredients used also could not be acquired easily. Therefore, a study was conducted to compare RPW reproduction using different alternative diets in order to produce better technique for continuous rearing as preparation before laboratory studies. This study was done by preparing two types of alternative diets, namely Diet A using cassava+chicken feed+young coconut husks as the main ingredients and Diet B using sugarcane, for rearing the weevil. Two pairs of RPW were used on each diet and observations were done daily. Numbers of RPW were recorded for every stage until adult emergence. Development time and adult longevity were also recorded. The experiment was done for two generations and replicated five times. Results of the study revealed that Diet A increased RPW fertility per female ( $P < 0.0001$ ), shortened the developmental time ( $P < 0.05$ ), and requires less maintenance as compared to Diet B. However, RPW longevity was the same in both diets ( $P > 0.05$ ) as it could have been dependent on the freshness of the diets over time. Thus, the results of this study suggested that Diet A is a better option as compared to Diet B for RPW rearing under laboratory condition.

**Keywords:** Red Palm Weevil, *Rhynchophorus ferrugineus*, Mass-Rearing, Diets, *Cocos nucifera*

## 1. Introduction

*Rhynchophorus ferrugineus* or red palm weevil (RPW) is an invasive pest of coconut and palms in many countries around the world. In Malaysia, RPW was first reported in 2007 attacking

coconuts palms in Terengganu [1] and has spread throughout Peninsular Malaysia. RPW also found on other palms such as date palms (*Phoenix dactylifera*), sago palm (*Metroxylon sagu*), nipah palm (*Nypa fruticans*), ornamental palm (*Bismarckia nobilis*) and others. Several methods have been applied to

control its infestations including chemical control through trunk injection, pheromone traps and cultural practices [2, 3]. Unfortunately, the infestations still exist and due to this, efforts were taken to develop other control strategies such as biological controls which originated from numerous laboratory trials [4-7] that requires a lot of tested samples. However, non-standardized and insufficient tested samples collected from the field will affect trial results. Thus, continuous rearing of RPW in the laboratory is ought to be done.

Nutrient supply plays major role in mass-rearing of insect pests for any laboratory trials. The main nutrient components such as carbohydrates, proteins, fibres, vitamins and others are vital in helping in the insect's development to complete its life cycle. Therefore, suitable diet selections which contains all of these nutrients should be taken into considerations. Several diets for RPW rearing have been developed by many workers [8-10]. However, some of the existing rearing techniques are laborious and requires regular maintenance [11], and some of the ingredients used for artificial diets are expensive and not easily available [12]. Thus, this study was carried out to improve rearing technique of RPW by comparing the effect of different type of diets on RPW development.

## 2. Materials and Methods

### 2.1. Source of RPW

RPW were collected from infested palms and bucket traps loaded with pheromone (Ferrolure™) around Kuala Terengganu. The collected adults were later identified according to sex and reared in laboratory [11]. Upon adult emergence, the adults were isolated, fed and prepared (within 24 hours) to be used in the experiment.

### 2.2. Diets Preparation


Two (2) types of diets were used in this experiment; 1) alternative diet (Diet A) and 2) sugarcane (Diet B). The alternative diet was prepared as follows:

- 1) 0.4kg grind cassava tubers (source of carbohydrate)
- 2) 0.4kg chicken feed powder (source of protein)
- 3) Distilled water (source of moisture)
- 4) 1kg young coconut husk (source of fibre)

Cassava tubers were chosen as the main ingredient as it contains the highest amount of carbohydrates as compared to other crops [13]. Chicken feed powder was used as main source of protein which contributed the highest nutrient (21%) of the feed [14]. Distilled water played major role in providing moisture to the diet, while coconut husk served as fibre which could also help RPW in cocoon construction. These ingredients were also easily available in local market and farm.

The cassava tubers were peeled and chopped into small pieces (Figure 1a). They were later grind with distilled water and poured into plastic basin (130cm diameter x 17cm height). Chicken feed powder was weighted and mixed into the basin (Figure 1b). Young coconut husks were divided equally into two (2) portions. One portion was chopped into

dices and put into the same basin (Figure 1c). All ingredients were mixed (Figure 1d). Another portion of young coconut husks were peeled and arranged on top of the mixed ingredients (Figure 1e).




**Figure 1.** Preparation of Diet A (a) peeled and diced cassava; (b) chicken feed powder; (c) diced young coconut husks; (d) mixing of the ingredients; (e) arrangement of young coconut husks; (f) covered rearing container.

The sugarcane diet (Diet B) (Figure 2) was prepared by cutting fresh sugarcane into 15cm segments (for egg laying and development of early instars larvae) and 30cm segments (for late-stage larvae and pupae). The egg laying sugarcane were split meanwhile small holes were made at the end of the other sugarcanes for larvae entry-points. All sugarcanes were replaced every two days to avoid fungus contamination.



**Figure 2.** Preparation of Diet B using sugarcane; (a) split sugarcane for egg laying; (b) unsplit sugarcane segments for developing larvae and pupae construction; and (c) rearing container.



**Figure 3.** (a) RPW larval stage in Diet A; (b) Pupal stage in Diet A; (c) Larvae in Diet B.

### 2.3. Experimental Design

Two pairs of newly emerged RPW adults were starved for two hours before released into each diet container and allowed to mate and fed. Observations were done daily until adult emergence for

two RPW generations. The experiment was arranged in Complete Randomized Design (CRD) with 5 replications.

#### 2.4. Data Collection and Analysis

Data on number of eggs, larvae, pupae and adults per female (Figure 3) from each generation, development time, and adult longevity were recorded. Data on hatchability, pupation, emergence and fertility were calculated as follows:

$$\% \text{ hatchability} = (\text{Number of eggs hatched} / \text{Number of eggs laid}) \times 100$$

$$\% \text{ pupation} = (\text{Number of pupae formed} / \text{Number of larvae}) \times 100$$

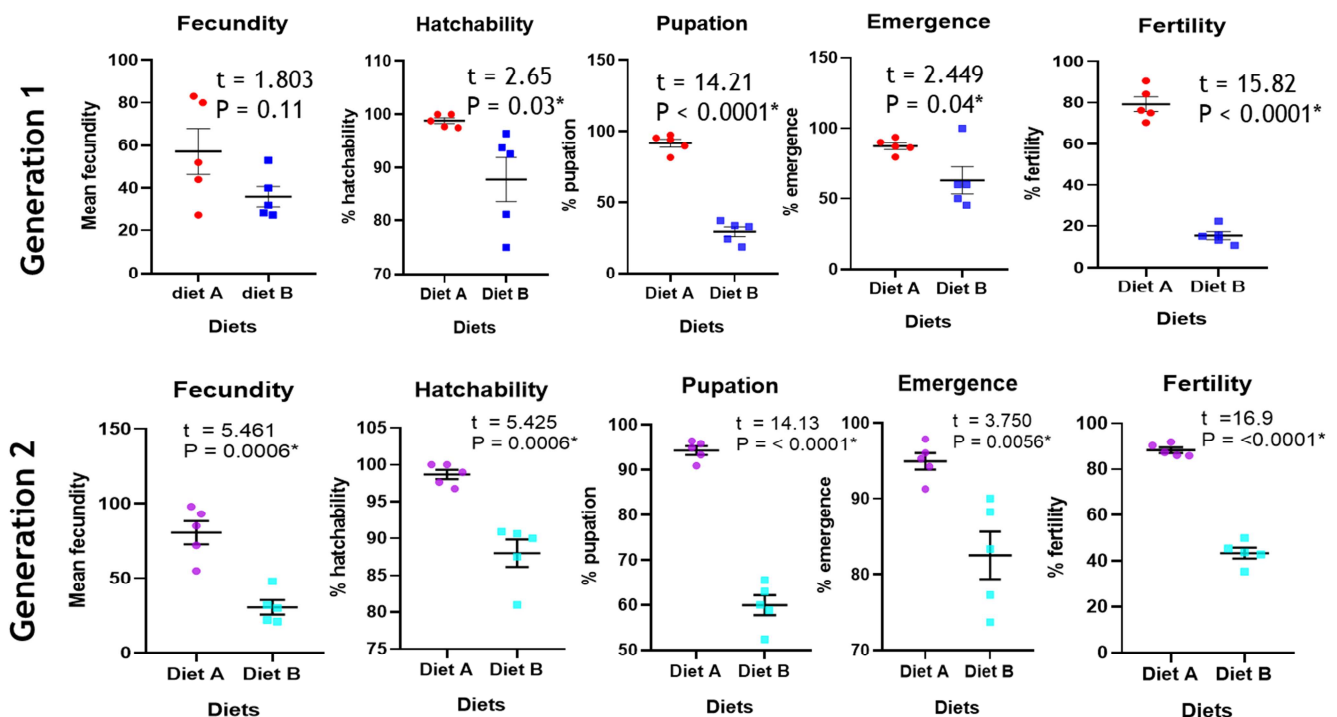
$$\% \text{ emergence} = (\text{Number of adults emerged} / \text{Number of pupae}) \times 100$$

$$\% \text{ fertility} = (\text{Number of adults emerged} / \text{Number of eggs laid}) \times 100$$

All data were analysed using t-test as well as 2-factorials ANOVA, and LSD after normality test on SAS 9.4. Data visualizations were done using GraphPad Prism 8.

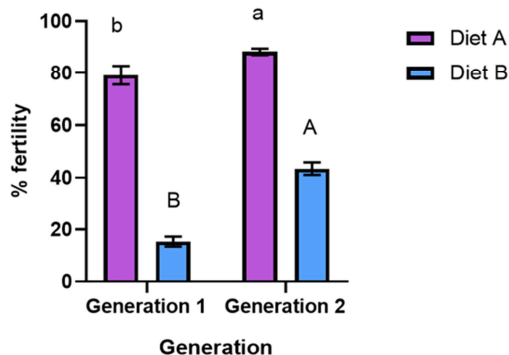
### 3. Results

Results of the study show significantly higher percentage of each RPW developmental stage when fed with Diet A as compared to Diet B for both generations ( $P < 0.05$ ) except on mean fecundity of the 1<sup>st</sup> generation ( $P = 0.11$ ) (Figure 4), even though Diet A recorded higher fecundity. The two-factorial analysis also showed significant results for both factors (generations and diets) as well as interaction between factors ( $P < 0.05$ ) (Figure 5).



**Figure 4.** Effect of different diets on fecundity, hatchability, pupation, emergence and fertility of 1<sup>st</sup> and 2<sup>nd</sup> RPW generation. Error bar showing standard error of mean (SEM). Asterisks indicate significant results at  $p \leq 0.05$ .

#### a) Effect of different diets and RPW generations on fertility



b)

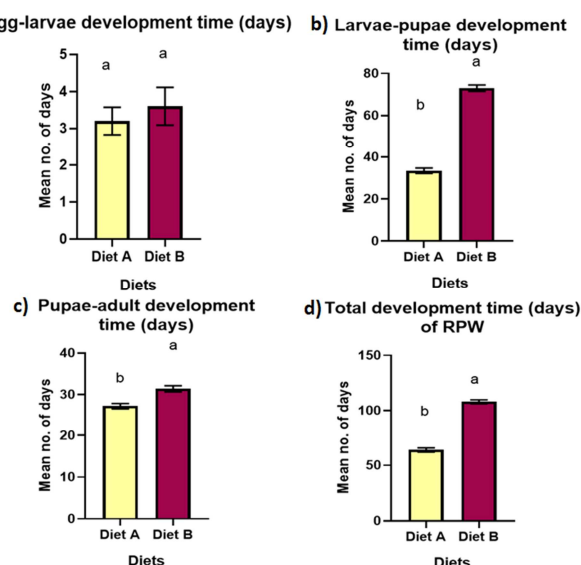
Source	F value	P value
Generations	59.27	<0.0001*
Diets	505.68	<0.0001*
Generations x Diets	15.63	0.0011*

**Figure 5.** (a) Fertility percentage (%) of 1<sup>st</sup> and 2<sup>nd</sup> RPW generations reared on different diets. Lettering showing significant difference in treatments and similar letter showed no-significant difference computed with  $P \geq 0.05$ . Error bar showing standard error of mean (SEM). (b) ANOVA table.

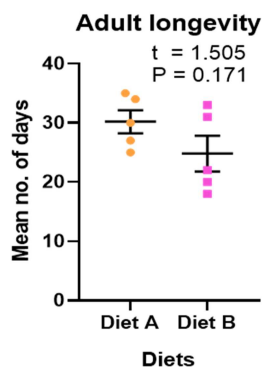
Aside from that, the RPW also take significantly shorter time to complete its developmental time for two stages when reared with Diet A as compared to diet B ( $P < 0.05$ ) (Figure 6) with  $33.4 \pm 1.3$  days (Diet A) vs.  $73.0 \pm 1.5$  days (Diet B) for



larvae-pupae stage and  $27.2 \pm 0.6$  days (Diet A) vs.  $31.4 \pm 0.7$  days (Diet B) for pupae-adult stage. On the other hand, the egg-larvae developmental time for the two diets are not statistically different ( $P=0.545$ ) with  $3.2 \pm 0.4$  days in Diet A and  $3.6 \pm 0.5$  days in Diet B (Figure 6a). In total, RPW reared on Diet A required  $63.8 \pm 1.9$  days to complete its life cycle, meanwhile Diet B took about  $108 \pm 1.8$  days (Figure 6d). However, adults' longevity shows no difference between the two diets with  $P = 0.171$  (Figure 7).



**Figure 6.** Developmental time (days) of RPW during each stage; (a) egg-larvae, (b) larvae-pupae, (c) pupae-adult; and (d) the whole life cycle on different diets. Lettering showing significant difference in treatments and similar letter showed no-significant difference computed with  $P > 0.05$ . Error bar showing standard error of mean (SEM) of five replicates.



**Figure 7.** Adult longevity of RPW reared on different diets. Single asterisks showing significant difference in treatments computed with  $P \leq 0.05$ . Error bar showing standard error of mean (SEM) of five replicates.

## 4. Discussions

In this study, the similar fecundity of RPW between the two diets in the 1<sup>st</sup> generation could have been contributed by the parents' diet. Even though the parents were starved a few hours before the experiment, the fact that the parents were fed on same diet prior to the experiment might have affected their eggs production. This is supported by Dind *et al.* in which they explained the complexity of transgenerational

effect of parental diet on offspring production [15]. On the other hand, the difference in fecundity of the 2<sup>nd</sup> generation RPW would be resulted from different nutritional value of both diets fed by the parents. Macartney *et al.* mentioned that protein consumption by female insects would enhance fecundity [16], and this could have expressed in Diet A by the addition of chicken feed powder that contain high proteins which is about 20.66%-21.05% as well as other essential nutrients such as carbohydrates, vitamins and others [14]. Meanwhile, only 4.71% of crude protein was reported in sugarcane [17].

In the present study, hatchability, pupation and adult emergence recorded higher percentages (>90%) for Diet A in both generations. Typically, insect eggs such as RPW contain nutrients to support embryogenesis and first instar emergence [18] which contributed by the parents' feeding activity. As for the larvae development, it was found that the larvae consist of seven instars in Diet A and nine instars in Diet B. The use of its natural host as one of the ingredients in Diet A could have explained the fewer instars. This is agreed by Ju *et al.* who found that larvae have fewer instars and shorter development time on suitable host plants [19]. Moreover, addition of cassava in Diet A which contains high amount of carbohydrates has played major role in larvae activity and development. Aside from that, higher pupation percentage in Diet A is attributed by the availability of fibers [20]. Presence of coconut fibers from the husk has helped in cocoon construction which able to retain moisture and speed up pupal development [21]. The emergence of RPW could have been affected by the properties of fiber that constructed the cocoons. From a study conducted by Danso, coconut fibers appeared to be smoother in texture with highest tensile strength as compared to sugarcane and oil palm fibers [22]. Fiber strength is important to provide durability of the cocoon and protection to the pupae [23].

Aside from that, RPW development time which serve as an indicator to determine the suitability of a diet to RPW growth can be affected by the structure of the diet. Most of the ingredients in Diet A were prepared manually prior to the mixing, thus giving the appearance of highly viscous with lumpy-looking diet which make it easier for RPW to lay eggs and feed on. This condition has shortened the feeding process and speed up its development time as compared to solid and compact appearance of diet B. This is supported by Ainatun *et al.* where they found that hard and rigid textured food such as sago (in this case sugarcane) was the least preferred diet compared to other food with softer texture [24]. This is because the food texture affects boring activities of the larvae [25]. In this study, diet B requires frequent replenishment as the food would easily contaminate with fungus. However, the frequent diet changing activity and larvae transfer would hinder cocoon constructions by RPW which later prolonged the pupae-adult development time.

## 5. Conclusion

Selection of suitable diet for RPW mass-rearing is vital to

ensure continuous supply of the live samples to be used in laboratory trials. Thus, this study suggested that Diet A which consists of cassava tubers, chicken feed and coconut husks as main ingredients is suitable for the RPW continuous rearing as compared to Diet B which use sugarcane only. However, further study should be conducted while considering other factors such as mating frequencies, nutritional status of the diets as well as diets freshness. Moreover, more parameters should also be considered including size of adults and egg loads, to understand its development.

## Acknowledgements

Authors would like to thank MARDI for funding the activity under 2021 Development Fund. Special thanks to our dedicated staffs for their continuous efforts throughout the study and also to the Malaysia Department of Agriculture for permission of transferring the tested specimen to MARDI Bagan Datuk.

## References

- [1] Wahizatul Afzan, A., Zazali, C., Abdul Rahman, A. R. & Nurul Izzah, A. G. (2013). A new invasive coconut pest in Malaysia: The red palm weevil (*Curculionidae*: *Rhynchophorus ferrugineus*). The Planter, Kuala Lumpur, 89 (1043): 97-110.
- [2] Department of Agriculture Malaysia (2013). Prosedur operasi standard (SOP) kawalan perosak kumbang merah palma. Jabatan Pertanian Malaysia, Kuala Lumpur.
- [3] Masilamany, D. & Tang, S. B. (2013). Pengurusan bersepadu kumbang badak dan kumbang jalur merah – perosak utama tanaman kelapa. Buletin Teknologi MARDI, 4: 51-59.
- [4] Sabbour, M. M. & Abdel Raheem, M. A. (2014). Evaluations of *Isaria fumosorosea* isolates against the red palm weevil *Rhynchophorus ferrugineus* under laboratory and field conditions. Current Science International, 3 (3): 179-185.
- [5] Ahmed, F. A., Hussein, K. T. & Gad, M. I. (2015). Biological activity of four plant oils, against the red palm weevil, *Rhynchophorus ferrugineus* (Olivier), (Coleoptera: Curculionidae). Journal of Bioscience and Applied Research, 1 (5): 213-222.
- [6] Wakil, W., Yasin, M., & Shapiro-Ilan, D. (2017). Effects of single and combined applications of entomopathogenic fungi and nematodes against *Rhynchophorus ferrugineus* (Olivier). Scientific Reports, 7: 5971. Doi: 10.1038/s41598-017-05615-3.
- [7] Yan, T. K., Asari, A., Salleh, S. A. & Azmi, W. A. (2021). Eugenol and thymol derivatives as antifeedant agents against red palm weevil, *Rhynchophorus ferrugineus* (Coleoptera: Dryophthoridae) larvae. Insects, 12 (6): 551. Doi: 10.3390/insects12060551. PMID: 34199269; PMCID: PMC8231963.
- [8] Yong, K. W., Aisyah, A. A. & Wahizatul, A. A. (2015). Fecundity, fertility and survival of red palm weevil (*Rhynchophorus ferrugineus*) larvae reared on sago palm. Sains Malaysiana, 44 (10): 1371-1375.
- [9] El-Zoghby, I. R. M. & Naglaa, F. A. H. (2018). Rearing of the red palm weevil, *Rhynchophorus ferrugineus* (Olivier) on different natural diets. Bio-Pesticides and Biological Control, 509-518.
- [10] Aldawood, A. S. & Rasool, K. G. (2011). Rearing optimization of red palm weevil: *Rhynchophorus ferrugineus* (Coleoptera: Curculionidae) on date palm, *Phoenix dactylifera*. Florida Entomologist, 94 (4): 756-760.
- [11] Norzainih, J. J., Harris M. N., Nurul Wahida, O., Salmah, Y. & Norefrina Shafinaz, M. N. (2015). Continuous rearing of the red palm weevils, *Rhynchophorus ferrugineus* Oliver on sugarcane in laboratory for biological studies. Proceeding of 3rd International Conference on Chemical, Agricultural and Medical Sciences (CAMS-2015) Dec. 10-11, 2015 Singapore. pp. 38-40.
- [12] Francardi, V. & Benvenuti, C. (2010). Artificial diets for the rearing of *Rhynchophorus ferrugineus* Oliver. Redia, XCIII: 83-88.
- [13] Food and Agriculture Organization (2008). Cassava: Why cassava? <http://www.fao.org/ag/agp/agpc/gcds/>.
- [14] Kusuma, R. (2005). Kesan makanan ke atas pertumbuhan dan produksi ayam daging, ayam kampung dan ayam petelur. PhD thesis, Universiti Malaya, Kuala Lumpur, Malaysia.
- [15] Dinh, H., Nguyen, B., Morimoto, J., Lundback, I., Kumar, S. S. & Ponton, F. (2021). Transgenerational effects of parental diet on offspring development and disease resistance in flies. Frontiers in Ecology and Evolution, 9: 606993. Doi: 10.3389/fevo.2021.606993.
- [16] Macartney, E. L., Crean, A. J., & Bonduriansky, R. (2022). Parental dietary protein effects on offspring viability in insects and other oviparous invertebrates: a meta-analysis. Current Research in Insect Science, Volume 2 (2022): 100045. Doi: 10.1016/j.cris.2022.100045.
- [17] Nyakira, B. S., Tuitoek, J. K., Onjoro, P. A. & Ambula, M. K. (2014). Determination of the nutritive value of sugar cane tops, mulberry leaves and calliandra as feed supplements for goats in Kenya. Journal of Animal Science Advances, 5 (3): 1225-1233. Doi: 10.5455/jasa.20150315015511.
- [18] Wheeler, D. E. (2009). Eggs. Encyclopedia of insects (Second Edition), 311-312. Doi: 10.1016/b978-0-12-374144-8.00092-8.
- [19] Ju, R. T., Wang, F. & Wan, F. H. (2010). Effect of host plant on development and reproduction of *Rhynchophorus ferrugineus* (Olivier) (Coleoptera: Curculionidae). Journal of Pest Science, 84 (1): 33-39. Doi: 10.1007/s10340-010-0323-4.
- [20] Kaakeh, W., El-Ezaby, F., Aboul-nour, M. M., & Khamis, A. A. (2001). Mass rearing of the red palm weevil, *Rhynchophorus ferrugineus* Olivier, on sugarcane and artificial diets for laboratory studies: Illustration of methodology. Proceedings of the Second International Conference on Date Palms. Al-Ain, UAE. pp. 344-357. [http://www.pubhort.org/datepalm/datepalm2/datepalm2\\_37.pdf](http://www.pubhort.org/datepalm/datepalm2/datepalm2_37.pdf)
- [21] Nowbahari, B. & Thibout, E. (1990). The cocoon and humidity in the development of *Acrolepiopsis assectella* (Lep.) pupae: consequences in adults. Physiological Entomology, 15: 363-368.
- [22] Danso, H. (2017). Properties of coconut, oil palm and bagasse fibres: as potential building materials. Procedia Engineering, 200: 1–9. Doi: 10.1016/j.proeng.2017.07.002.

- [23] Danks, H. V. (2004). The roles of insect cocoons in cold conditions. *European Journal of Entomology*, 101: 433–437. larvae reared on three different diets. *Journal of Insect Science*, 18 (5): 10; 1-7. Doi: 10.1093/jisesa/iey093.
- [24] Ainatun Nadrah, Z., Hazlina, A. Z., & Wahizatul Afzan, A. (2018). Food consumption, developmental time, and protein profile of the digestive system of the red palm weevil, *Rhynchophorus ferrugineus* (Coleoptera: Dryophthoridae) [25] Chiappini, E. & Aldini, R. N. (2011). Morphological and physiological adaptations of wood-boring beetle larvae in timber. *Journal of Entomological and Acarological Research*, Ser. II, 43 (2): 47-59.